People's Democratic Republic of Algeria
Ministry of Higher Education and Scientific Research

Mohamed Khider University – Biskra
Faculty of Science and Technology
Department of Process Engineering

Pedagogical Handout

CHEMICAL KINETICS & HOMOGENEOUS CATALYSIS

Process Engineering Curriculum

PREPARED BY

Dr. Adaika Kaltoum

Associate Professor (MCA)

Target Audience:

3rd Year Bachelor's (Licence) in Process Engineering

Semestre : *5*
Unité d'enseignement : UEF 3.1.2
Matière 3: Cinétique chimique et Catalyse homogène
VHS: 22h30 (Cours: 1h30)
Crédits : 2
Coefficient : 1

Objectifs de l'enseignement:

Consolider les notions de bases de la cinétique chimique (loi cinétique : ordre, énergie d'activation, constante de vitesse). Acquérir des notions d'approche de traitement des mécanismes réactionnels. Faire connaître une branche de la cinétique chimique importante dans différents secteurs : la catalyse.

Connaissances préalables recommandées:

Les bases de la chimie générale (atomistique, liaison chimique, thermochimie) et les notions fondamentales de la cinétique chimique.

Contenu de la matière:

Chapitre 1 : **(2 semaines)**
Rappels : Lois simples des vitesses de réactions chimiques ; Energie d'activation ; Molécularité.

Chapitre 2 : **(4 semaines)**
Mécanismes réactionnels : Approximation de l'état quasi-stationnaire ; Mécanismes par stades ; Mécanismes par chaîne.

Chapitre 3 : **(4 semaines)**
Théories cinétiques : Théorie des collisions moléculaires ; Théorie du complexe activé ; Réactions pseudo-monomoléculaires.

Chapitre 4 : **(5 semaines)**
Catalyse homogène : Généralités sur la catalyse homogène ; Mécanismes ; Catalyse acido-basique ; Catalyse enzymatique.

Mode d'évaluation:

Examen: 100%.

Références bibliographiques:

1. B. Fremaux, « Eléments de cinétique et de catalyse », technique et doc. Lavoisier.
2. G. Scacchi, M. Bouchy, J. F. Foucaut, O. Zahraa, R. Fournet, « Cinétique et catalyse », Lavoisier, 2011.
3. P. Morlaes, J.C. Morlaes, « Cinétique chimique », Vuibert 1981.
4. Michelle Soustelle ; cinétique chimique, éléments fondamentaux, Lavoisier, 2011

CPNDST Université Mohamed Khider de Biskra

General Introduction

1. Context and Significance

In the realm of physical chemistry and process engineering, thermodynamics dictates the feasibility of a chemical reaction, establishing whether a transformation from reactants to products is energetically favourable. However, thermodynamics is fundamentally time-independent; it offers no insight into the timescale over which these transformations occur. This critical gap is bridged by **Chemical Kinetics**, the science dedicated to studying the rates of chemical reactions, the factors that influence these rates, and the microscopic pathways—or mechanisms—by which they proceed.

Understanding chemical kinetics is not merely an academic exercise; it is the cornerstone of industrial chemical engineering. The design, optimisation, and safe operation of chemical reactors are entirely reliant on accurate kinetic models. Furthermore, the modern chemical industry is driven by the need for efficiency and sustainability. Here, **Catalysis** plays an indispensable role. By providing alternative reaction pathways with lower activation energies, catalysts accelerate reactions, increase product selectivity, and enable reactions to proceed under milder, more energy-efficient conditions. Currently, over 90% of all industrial chemical processes—ranging from petroleum refining and polymer synthesis to pharmaceutical production and environmental pollution control—rely on catalytic technologies.

2. Pedagogical Objectives

This pedagogical document is meticulously designed to provide a comprehensive, progressive, and rigorous foundation in Chemical Kinetics and Homogeneous Catalysis. By the end of this course, students will be equipped to:

1. **Quantify** macroscopic reaction rates and determine empirical rate laws, reaction orders, and rate constants from experimental data.
2. **Analyse and model** complex reaction networks, differentiating between elementary steps, stepwise open sequences, and closed chain mechanisms.
3. **Apply** advanced mathematical approximations, notably the Quasi-Steady-State Approximation (QSSA) and the Rate-Determining Step (RDS) hypothesis, to derive theoretical rate laws from proposed molecular mechanisms.
4. **Bridge** the macroscopic kinetic observations with microscopic molecular dynamics using fundamental Kinetic Theories (Collision Theory, Transition State Theory, and Lindemann-Hinshelwood mechanism).
5. **Evaluate** the kinetic profiles of homogeneously catalysed systems, including specific and general acid-base catalysis, autocatalysis, and the highly specific enzyme-catalysed reactions governed by Michaelis-Menten kinetics.

3. Target Audience and Prerequisites

This manuscript is primarily intended for second and third-year undergraduate students (Licence 2 & Licence 3) enrolled in **Process Engineering (Génie des Procédés)**,

Chemical Engineering, and Applied Chemistry programs.

To fully benefit from this text, students should possess a foundational understanding of general chemistry, chemical thermodynamics (enthalpy, entropy, Gibbs free energy, and chemical equilibrium), and basic calculus (differential equations and integration).

4. Structure and Organisation of the Document

The manuscript is logically structured to build knowledge sequentially, progressing from macroscopic empirical observations to microscopic theoretical models, and finally to complex catalytic applications.

CHAPTER 1: FORMAL KINETICS AND EMPIRICAL RATE LAWS

(Note: Foundational chapter) Introduces the fundamental definitions of reaction rates, partial and global reaction orders, and the methods for determining these parameters experimentally (differential, integral, half-life, and isolation methods). It also covers the empirical influence of temperature via the Arrhenius equation.

CHAPTER 2: REACTION MECHANISMS

Transitions from empirical laws to theoretical mechanisms. It introduces elementary reactions, molecularity, and the critical Quasi-Steady-State Approximation (QSSA). The chapter provides rigorous mathematical treatments for deriving rate laws for both stepwise (open) and chain (closed) mechanisms.

- **CHAPTER 3: KINETIC THEORIES**

Explore the microscopic "why" and "how" of chemical reactions. It details the Hard-

Sphere Collision Theory for gases, the thermodynamic approach of Eyring's Activated Complex (Transition State) Theory, and resolves the paradox of unimolecular reactions through the Lindemann-Hinshelwood mechanism.

- **CHAPTER 4: CATALYSIS**

Applies the kinetic principles developed in previous chapters to catalysed systems operating in a single phase. It covers the fundamental thermodynamic constraints of catalysts, detailed mechanisms of specific and general acid-base catalysis, the non-linear dynamics of autocatalysis, and culminates with a deep dive into enzymatic (biocatalytic) mechanisms and Michaelis-Menten kinetics.

5. Methodological Approach

This document is crafted with a strong pedagogical focus. Complex theoretical concepts are systematically broken down and supported by explicit, step-by-step mathematical derivations. To bridge the gap between theory and practice, each chapter concludes with a **Self-Assessment Exercises** section, featuring classic kinetics problems complete with detailed, worked-out solutions. Students are highly encouraged to engage with these problems independently before consulting the solutions to solidify their analytical skills.

CHAPTER 1 : REVIEW OF HOMOGENEOUS CHEMICAL KINETICS

1. Objectives

- Consolidate the fundamental principles of homogeneous chemical kinetics.
- Express and calculate the extent of reaction and fractional conversion for single and multiple reaction systems.
- Derive and integrate simple rate laws (orders 0, 1, 2, and general order n) and determine the half-life ($t_{1/2}$).
- Rigorously differentiate between the theoretical concept of **molecularity** and the empirical concept of **reaction order**.
- Model the effect of temperature on reaction rates using the Arrhenius law and determine the activation energy (E_a).

1.0 Introduction

Chemical Reaction Engineering (CRE) lies at the core of industrial chemical process engineering, serving as the bridge between fundamental molecular transformations and large-scale industrial processing. A central pillar of CRE is **homogeneous chemical kinetics**, the quantitative study of reaction rates, pathways, and driving forces in a single-phase system (gaseous or liquid) where mass transfer limitations are negligible.

A thorough understanding of reaction kinetics is necessary to predict reactor size, control operational conditions, optimize yield and selectivity, and ensure safety in chemical plants. This introductory chapter provides a rigorous review of the foundational principles of homogeneous kinetics. It starts with the mathematical formalization of reaction stoichiometry, molar extent, and fractional conversion in both single- and multiple-reaction networks. Subsequently, it presents the formulation and integration of standard rate laws across various kinetic orders (n = 0, 1, 2,and general order), draws a clear mechanistic distinction between the empirical concept of reaction order and the theoretical concept of molecularity, and analyzes the thermal dependence of rate constants through the Arrhenius equation. Mastering these core concepts lays the quantitative

groundwork for designing optimal chemical reactors and modeling complex industrial processes in subsequent chapters.

A balanced chemical equation gives the identity of the reactants and the products as well as the accurate number of molecules or moles of each that are consumed or produced. **Stoichiometry** is a collective term for the quantitative relationships between the masses, the numbers of moles, and the numbers of particles (atoms, molecules, and ions) of the reactants and the products in a balanced chemical equation. **A stoichiometric quantity** is the amount of product or reactant specified by the coefficients in a balanced chemical equation. This section describes how to use the stoichiometry of a reaction to answer questions like the following: How much oxygen is needed to ensure complete combustion of a given amount of isooctane? (This information is crucial to the design of nonpolluting and efficient automobile engines.) How many grams of pure gold can be obtained from a ton of low-grade gold ore? (The answer determines whether the ore deposit is worth mining.) If an industrial plant must produce a certain number of tons of sulfuric acid per week, how much elemental sulfur must arrive by rail each week?

All these questions can be answered using the concepts of the mole, molar and formula masses, and solution concentrations, along with the coefficients in the appropriate balanced chemical equation.

When carrying out a reaction in either an industrial setting or a laboratory, it is easier to work with masses of substances than with the numbers of molecules or moles. The general method for converting from the mass of any reactant or product to the mass of any other reactant or product using a balanced chemical equation is outlined in and described in the following text.

** Steps in Converting between Masses of Reactant and Product

1. Convert the mass of one substance (substance A) to the corresponding number of moles using its molar mass.

2. From the balanced chemical equation, obtain the number of moles of another substance (B) from the number of moles of substance A using the appropriate mole ratio (the ratio of their coefficients).

3. Convert the number of moles of substance B to mass using its molar mass. It is important to remember that some species are present in excess by virtue of the reaction conditions. For example, if a substance reacts with the oxygen in air, then oxygen is in obvious (but unstated) excess.

Converting amounts of substances to moles—and vice versa—is the key to all stoichiometry problems, whether the amounts are given in units of mass (grams or kilograms), weight (pounds or tons), or volume (liters or gallons).

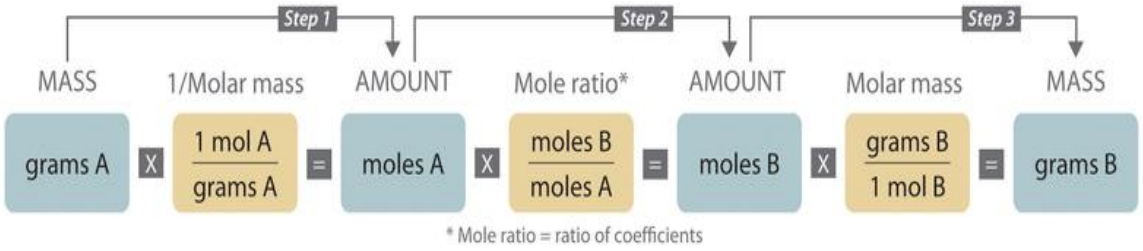

Figure.1 : A Flowchart for Stoichiometric Calculations Involving Pure Substances. The molar masses of the reactants and the products are used as conversion factors so that you can calculate the mass of product from the mass of reactant and vice versa.

To illustrate this procedure, consider the combustion of glucose. Glucose reacts with oxygen to produce carbon dioxide and water:

$$C_6 H_{12} O_6(s) + 6\, O_2(g) \rightarrow 6C\, O_2(g) + 6\, H_2\, O(l)$$

Just before a chemistry exam, suppose a friend reminds you that glucose is the major fuel used by the human brain. You therefore decide to eat a candy bar to make sure that your brain does not run out of energy during the exam (even though there is no direct evidence that consumption of candy bars improves performance on chemistry exams). If a typical 2 oz candy bar contains the

equivalent of 45.3 g of glucose and the glucose is completely converted to carbon dioxide during the exam, how many grams of carbon dioxide will you produce and exhale into the exam room?

The initial step in solving a problem of this type is to write the balanced chemical equation for the reaction. Inspection shows that it is balanced as written, so the strategy outlined above can be adapted as follows:

3. Use the molar mass of CO_2 (44.010 g/mol) to calculate the mass of CO_2 corresponding to 1.51 mol of CO_2:

$$mass of\ CO_2 = 1.51 mol CO_2 \times \frac{44.010 g\ CO_2}{1 mol CO_2} = 66.5 g\ CO_2$$

These operations can be summarized as follows:

$$45.3 g\ g\ lucose \times \frac{1 mol\ g\ lucose}{180.2 g\ g\ lucose} \times \frac{6 mol CO_2}{1 mol\ g\ lucose} \times \frac{44.010 g\ CO_2}{1 mol CO_2} = 66.4 g\ CO_2$$

Discrepancies between the two values are attributed to rounding errors resulting from using stepwise calculations in steps 1–3. (Remember that you should generally carry extra significant digits through a multistep calculation to the end to avoid this!) This amount of gaseous carbon dioxide occupies an enormous volume—more than 33 L. Similar methods can be used to calculate the amount of oxygen consumed or the amount of water produced.

The balanced chemical equation was used to calculate the mass of product that is formed from a certain amount of reactant. It can also be used to determine the masses of reactants that are necessary to form a certain amount of product or.

1.1 Stoichiometric Fundamentals, Reaction Extent, and Fractional Conversion

Stoichiometry dictates the exact quantitative proportions in which reactants are consumed and products are formed during a chemical transformation.

Chemical reaction engineering analysis is much facilitated if reaction stoichiometry is well

known . Reaction stoichiometry represents the application of the principle of conservation of mass to a particular reaction under consideration.

1.1.1 Single Reaction (Simple Stoichiometry)

Single reaction simple stoichiometry is the quantitative calculation of reactants and products involved in a single, balanced chemical pathway. It assumes that the reaction proceeds to completion in one direct step without competing side reactions or sequential steps.

The core framework of simple stoichiometry uses the coefficients from a balanced equation as a mole-to-mole bridge to convert known quantities into desired target quantities.

Consider a general chemical reaction involving S chemical species Aj , stoichiomery can always be written as:

$$\sum_{j=1}^{S} \nu_j A_j = 0$$

Where U_j denotes the **stoichiometric coefficient** of species Aj.

Sign Convention:

- $U_j < 0$ for reactants (consumed species);
- $U_j > 0$ for products (formed species);
- $U_j = 0$ for inerts, solvents, or catalysts (unreacted species).

Example: Let's consider the chemical reaction

$$\mathbf{Cl_2 + C_3H_6 + 2NaOH \text{ --------} C_3H_6O + 2NaCl + H_2O} \qquad \mathbf{(1)}$$

The molecule C_3H_6O is propylene oxide, an important raw material in the manufacture of unsaturated polyesters, such as those used for boat bodies, and in the manufacture of polyurethanes, such as the foam in automobile seats. Reaction (1) describes the stoichiometry of the ''chlorohydrin'' process for propylene oxide manufacture. This process is used for about one-half of the worldwide production of propylene oxide.

The balanced stoichiometric equation for any chemical reaction can be written using a generalized form of stoichiometric notation.

$$\sum_{j=1}^{S} \nu_j A_j = 0$$

In this equation, Ai represents a chemical species. For instance, in Reaction (1), we might Choose.

A1 = Cl_2; A2 = C_3H_6; A3 = NaOH; A4 = C_3H_6O; A5 = NaCl; A6 = H_2O

The stoichiometric coefficient for chemical species ‘‘i’’ is denoted vi: Equation (1-1) involves a convention for writing the stoichiometric coefficients. The coefficients of the products of a reaction are positive, and the coefficients of the reactants are negative. Thus, for Reaction (1):

$v1 = v_{Cl2} = -1$; $v2 = v_{C3H6} = -1$; $v3 = v_{NaOH} = -2$;

$v4 = v_{C3H6O} = +1$; $v5 = v_{NaCl} = +2$; $v6 = v_{H2O} = +1$

a. Fractional Conversion (x_A or X_A)

Fractional conversion X_A is the ratio of the moles of reactant A that react to the total moles of A fed into a reactor. It is a dimensionless value between 0 (no reaction) and 1 (complete reaction) used in chemical engineering to measure reaction progress.

- **Definition**: (X_A = Moles of A reacted / Moles of A fed
- **Alternative Form**: $X_A = (F_{A0} – F_A) / (F_{A0})$ (using molar flow rates F, where F_{A0} is feed and F_A is out)
- **Unreacted Fraction**: The fraction of A remaining is (1 - X_A)
- **Percentage Conversion**: (XA *100%\) The fractional conversion x_A measures the fraction of a key reactant (typically the limiting reactant, designated as A_1) that has reacted at time t :

$$x_1 = \frac{n_{10} - n_1}{n_{10}}$$

Where:

- n_{10} is the initial molar quantity of A_1 at t = 0 ;
- n_1 is the molar quantity of A_1 remaining at time t.

The remaining moles of reactant A_1 are thus expressed as: $n_1 = n_{10}(1-x_1)$

b. Extent of Reaction (X and ξ)

The dimensionless general extent of reaction X allows the calculation of the molar amount of any constituent Aj at time t :

$$n_j = n_{j0} + \nu_j n_0 X$$

Where $n_0 = \sum_j n_{j0}$ is the total initial number of moles in the system.

The **extent of reaction** (quantified by (ξ), Greek letter xi/zeta) measures how far a chemical reaction has progressed. It has units of moles and relates the change in moles of any species to its stoichiometric coefficient. The variable (X) typically denotes fractional conversion, which scales this progress relative to initial amounts.

For a general chemical reaction:

$$U_A A + U_B B \text{ ----------} U_C C + U_D D$$

Alternatively, the molar extent of reaction ξ (expressed in moles) is defined as:

$$\xi = \frac{n_j - n_{j0}}{\nu_j} \implies n_j = n_{j0} + \nu_j \xi$$

1.1.2 Multiple Reactions A_j (Complex Stoichiometry)

Multiple reactions involve two or more simultaneous chemical pathways occurring in a single system. Analyzing their complex stoichiometry requires tracking molar flow rates or extents of reaction for each individual step rather than using simple conversion.

When species participate simultaneously in R independent chemical reactions, the stoichiometric equation for each reaction i (i = 1.....R) is written as:

$$\sum_{j=1}^{S} \nu_{ij} A_j = 0$$

The total molar quantity of species at any instant t is the sum of its initial amount and its stoichiometric contributions across all R reactions:

$$n_j = n_{j0} + n_0 \sum_{i=1}^{R} \nu_{ij} X_i = n_{j0} + \sum_{i=1}^{R} \nu_{ij} \xi_i$$

Types of Multiple Reactions

- Parallel (Competing) Reactions: A reactant forms different products at the same time (A → B and A → C).
- Series (Consecutive) Reactions: A reactant forms an intermediate, which reacts further (A → B → C).
- Complex Reactions: A mixture of both series and parallel reaction networks.
- Independent Reactions: Multiple reactions happen side-by-side with no common interacting species.

Example: Steam Methane Reforming (SMR)

1. Reaction 1 (Molar extent ξ_1): $\mathrm{CH_4 + H_2O \rightleftharpoons 3H_2 + CO}$
2. Reaction 2 (Molar extent ξ_2): $\mathrm{CO + H_2O \rightleftharpoons CO_2 + H_2}$

Molar balance at time t :

- $n_{\mathrm{CH_4}} = n_{\mathrm{CH_4},0} - \xi_1$
- $n_{\mathrm{H_2O}} = n_{\mathrm{H_2O},0} - \xi_1 - \xi_2$
- $n_{\mathrm{H_2}} = n_{\mathrm{H_2},0} + 3\xi_1 + \xi_2$

- $n_{CO} = n_{CO,0} + \xi_1 - \xi_2$

$$r_{cons,j} = -r_j = -\nu_j r > 0$$

$$r_{form,j} = r_j = \nu_j r > 0$$

- $n_{CO_2} = n_{CO_2,0} + \xi_2$

1.2 Mathematical Definition of Reaction Rates

1.2.1 Volumetric Rate of Reaction

For a chemical reaction occurring in a homogeneous medium of fluid volume V, the **volumetric reaction rate** r is defined as the time derivative of the reaction extent per unit volume :

$$r = \frac{1}{V}\frac{d\xi}{dt}$$

1.2.2 Specific Rate of Consumption and Formation

The specific rate of change r_j of a component A_j is defined as the molar change of A_j per unit volume per unit time:

$$r_j = \frac{1}{V}\frac{dn_j}{dt}$$

Combining this with the differential stoichiometry relationship $dn_j = \nu_j d\xi$ yields the fundamental relation:

$$r_j = \nu_j r \implies r = \frac{r_j}{\nu_j} = \frac{1}{\nu_j V}\frac{dn_j}{dt}$$

- If A_j is a reactant ($U_j < 0$), its rate of consumption is .
- If A_j is a product ($U_j > 0$), its rate of formation is .

For constant-volume (isochoric) batch systems (V = const):

$$r_j = \frac{dC_j}{dt} \implies r = \frac{1}{\nu_j}\frac{dC_j}{dt}$$

1.3 Simple Rate Laws and Differential Integration

1.3.1 General Rate Law Form and Reaction Orders

For $C_A(t) = C_{A0}e^{-kt} \quad \text{or} \quad \ln\left(\frac{C_A(t)}{C_{A0}}\right) = -kt$ an irreversible homogeneous reaction, the rate $t_{1/2} = \frac{\ln(2)}{k} \approx \frac{0.693}{k}$ depends on reactant concentrations via an empirical relation known as the **rate law** (or power-law kinetic model):

$$\frac{1}{C_A(t)} - \frac{1}{C_{A0}} = kt \implies C_A(t) = \frac{C_{A0}}{1+kC_{A0}t}$$

$$n = \sum \alpha_j$$

$$r = k\prod_j C_j^{\alpha_j}$$

Where:

- k is the **rate constant** (or kinetic coefficient), which depends exclusively on temperature.
- α_j is the **partial reaction order** with respect to component A_j.
- is the **overall reaction order**.

1.3.2 Integration of Rate Equations in Constant-Volume Systems

Consider $t_{1/2}$ unimolecular reaction **in a constant-volume system (V = const).**

The rate of consumption of reactant A is expressed as: .A. Zero-Order Reaction (n = 0)

- **Integrated Rate Law:** $C_A(t) = C_{A0} - kt$
- **Half-life:**
- **Units of k :** mol .L^{-1}

B. First-Order Reaction (n = 1)

- **Integrated Rate Law:**
- **Half-life:** *(Independent of initial concentration C_{A0})*

Units of K: S^{-1}

C. Second-Order Reaction (n = 2)

- **Integrated Rate Law:**
- **Half-life:** $t_{1/2}$
- **Units of k : L.mol $^{-1}$**

D. General nth-Order Reaction (n ≠)

- **Integrated Rate Law:**

$$\frac{1}{n-1}\left[\frac{1}{C_A^{n-1}} - \frac{1}{C_{A0}^{n-1}}\right] = kt$$

- **Half-life:**

$$t_{1/2} = \frac{2^{n-1}-1}{(n-1)kC_{A0}^{n-1}}$$

**** Comparison of Power-Law Kinetic Models**

$$A \rightarrow \text{Products}$$

Model Order	Rate Law Equation	Linear Plot for k	Half-Life t ½ Formula
Zero-Order	Rate = k	[A] vs. Time	$[A]_0/2k$
First-Order	Rate = k[A]	ln[A]vs. Time	ln (2)/ k
Second-Order	Rate = $k[A]^2$	1/ [A] vs. Time	$1/k[A]_0$

CHAPTER 1 : REVIEW OF HOMOGENEOUS CHEMICAL KINETICS

Summary of Simple Kinetic Models

Reaction Order (n)	Differential Rate Law	Integrated Rate Equation $C_A(t)$	Half-Life ($t_{1/2}$)	Units of Rate Constant (k)
0	$-dC_A/dt = k$	$C_A(t) = C_{A0} - kt$	$C_{A0} / (2k)$	$mol \cdot L^{-1} \cdot s^{-1}$
1	$-dC_A/dt = kC_A$	$C_A(t) = C_{A0}e^{-kt}$ $\ln(C_{A0} / C_A) = kt$	$\ln(2) / k$	s^{-1}
2	$-dC_A/dt = kC_A^2$	$1 / C_A(t) - 1 / C_{A0} = kt$	$1 / (kC_{A0})$	$L \cdot mol^{-1} \cdot s^{-1}$
n ($n \neq 1$)	$-dC_A/dt = kC_A^n$	$[1 / (n-1)] \times [1 / C_A^{n-1} - 1 / C_{A0}^{n-1}] = kt$	$(2^{n-1} - 1) / ((n-1)kC_{A0}^{n-1})$	$L^{n-1} \cdot mol^{1-n} \cdot s^{-1}$

1.4 Molecularity and Elementary Steps

1.4.1 Overall Reaction vs. Elementary Step

- **Overall Reaction:** Represents the macroscopic stoichiometry of the chemical transformation, often resulting from a complex network of sequence steps.
- **Elementary Step:** A single microscopic reaction proceeding in a single transition state without isolable reaction intermediates.

1.4.2 Concept of Molecularity

If a chemical reaction proceeds $r_A = -\frac{dC_A}{dt} = kC_A^n$ by more than one step or stage, its overall velocity or rate is limited by the slowest step, the rate-determining step. This "bottleneck concept" has analogies in everyday life. For example, if a crowd is leaving a theater through a single exit door, the time it takes to empty the building is a function of the number of people who

can move through the door per second. Once a group gathers at the door, the speed at which other people leave their seats and move along the aisles has no influence on the overall exit rate. When we describe the mechanism of a chemical reaction, it is important to identify the rate-determining step and to determine its "molecularity". The **molecularity** of a reaction is defined as the number of molecules or ions that participate in the rate determining step. A mechanism in which two reacting species combine in the transition state of the rate-determining step is called **bimolecular**. If a single species makes up the transition state, the reaction would be called **unimolecular**. The relatively improbable case of three independent species coming together in the transition state would be called **termolecular**.

In chemistry, **molecularity** is the total number of reactant particles (molecules, atoms, or ions) that come together and collide at the same time in a single, elementary step of a chemical reaction.

1.4.2.1. Types of Molecularity

- **Unimolecular:** One single particle reacts or changes shape on its own.
- **Bimolecular:** Two particles collide and react at the same time.
- **Termolecular:** Three particles collide at the same time. This type is very rare.

Molecularity is defined as the exact number of reactant particles (molecules, atoms, radicals, or ions) that collide simultaneously in an elementary step:

1. **Unimolecular (Molecularity = 1):** $N_2O_4 \rightarrow 2NO_2$
2. **Bimolecular (Molecularity =2):** $NO + O_3 \rightarrow NO_2 + O_2$
3. **Termolecular (Molecularity = 3):** Simultaneous three-body collisions (extremely rare).

1.4.3 Van 't Hoff's Law for Elementary Reactions

For an elementary step, the partial reaction order with respect to each reactant is strictly equal to its stoichiometric coefficient in that specific step (n = Molecularity).

Distinction Between Reaction Order and Molecularity:

Property	Reaction Order (n)	Molecularity

Nature	Empirical quantity (experimentally derived)	Theoretical kinetic property
Applicability	Applies to overall reactions and complex systems	Applies strictly to elementary steps
Permissible Values	Integer, zero, fractional, or negative	Positive integers only (1,2 , rarely 3)
Stoichiometric Relation	Independent of overall stoichiometry	Identical to elementary stoichiometry

1.5 Temperature Effects and Activation Energy

1.5.1 The Arrhenius Equation

The temperature dependence of the rate constant k is accurately modeled by the Arrhenius equation over standard temperature ranges:

$$k(T) = k_0 \exp\left(-\frac{E_a}{RT}\right)$$

Where:

- K_0 (or A) is the **pre-exponential factor** (frequency factor), related to collision frequency and molecular orientation.
- E_a is the **activation energy** or).
- $R = 8.314\ \mathrm{J \cdot mol^{-1} \cdot K^{-1}}$ is the universal gas constant.
- T is the absolute temperature in Kelvin (K).

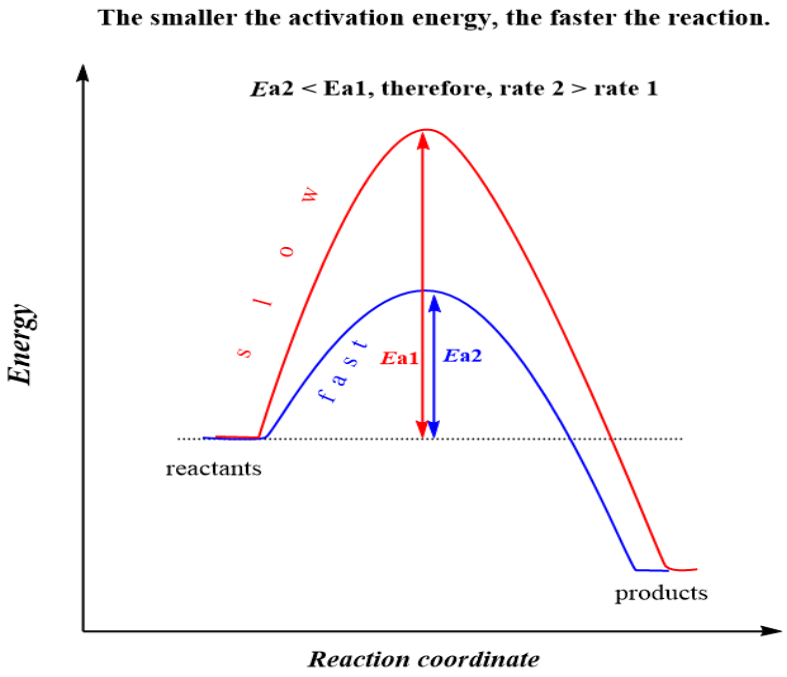

1.5.2 Potential Energy Profile along Reaction Coordinate

A potential energy profile along a reaction coordinate is a graph showing how a system's potential energy changes as reactants convert into products via the IUPAC Reaction Profile definition, featuring the reaction coordinate on the x-axis and potential energy on the y-axis.

Key Graph Components

- **X-axis (Reaction Coordinate):** Represents the progress or geometric changes of the reaction from start (left) to finish (right).
- **Y-axis (Potential Energy):** Measures the internal potential energy (often in kJ/mol or kcal/mol) of the molecular system.
- **Reactants and Products:** Reactants sit at the starting baseline on the left; products sit at the final baseline on the right.

Critical Energetic Features

- **Transition State (Peak):** The highest energy point on the curve representing the unstable, temporary activated complex where old bonds break and new bonds form.
- **Activation Energy (Ea):** The energy "hill" height from the reactant level up to the

transition state peak, dictating how fast a reaction goes.

- **Enthalpy Change (△ *H*):** The energy difference between the final products and initial reactants (negative for exothermic, positive for endothermic).
- **Reaction Intermediate (Valleys):** Local energy dips between peaks if a reaction happens in multiple distinct steps.

$$A_{(g)} \rightarrow B_{(g)} + C_{(g)}$$

1.5.3 Determination of Activation Energy (E_a)

A. Graphical Method (Arrhenius Plot)

Taking the natural logarithm of the Arrhenius equation yields:

$$\ln k = \ln k_0 - \frac{E_a}{R} \cdot \frac{1}{T}$$

A plot of ln k versus 1/T produces a straight line with slope $S = \frac{-Ea}{R}$ and y-intercept ln k_0. Thus:

Ea = -R*S

B. Two-Temperature Analytical Method

If rate constants k_1 and k_2 are evaluated at temperatures T_1 and T_2, respectively:

$$\ln\left(\frac{k_2}{k_1}\right) = \frac{E_a}{R}\left(\frac{1}{T_1} - \frac{1}{T_2}\right) \implies E_a = \frac{R \cdot T_1 \cdot T_2}{T_2 - T_1} \ln\left(\frac{k_2}{k_1}\right)$$

1.6 Solved Worked Examples

Exercise 1: Kinetic Integration and Half-Life Determination

The gas-phase thermal decomposition is conducted at T = 300 K in a constant-volume batch reactor:

Time t (min)	**0**	**10**	**20**	**40**
C_A (mol.L^{-1})	**0.100**	**0.067**	**0.05**	**0.033**

1. Determine the reaction order using the integrated rate method.
2. Calculate the rate constant k and the half-life $t_{1/2}$.

Detailed Solution:

1. **Testing First-Order Kinetics (n = 1):**

$$k = \frac{1}{t} \ln\left(\frac{C_{A0}}{C_A}\right)$$

   - At t = 10 min $k = \frac{1}{10} \ln(0.100/0.067) = 0.0400\ \text{min}^{-1}$:
   - At t = 20 min $k = \frac{1}{20} \ln(0.100/0.050) = 0.0347\ \text{min}^{-1}$:
   - *Conclusion:* The rate constant varies significantly $\Longrightarrow$ First-order hypothesis rejected.

2. **Testing Second-Order Kinetics (**n = 2**):**

$$k = \frac{1}{t}\left(\frac{1}{C_A} - \frac{1}{C_{A0}}\right)$$

   - At t =10 min : $k = \frac{1}{10}\left(\frac{1}{0.067} - \frac{1}{0.100}\right) = 0.493\ \text{L} \cdot \text{mol}^{-1} \cdot \text{min}^{-1}$
   - At t =20 min: $k = \frac{1}{20}\left(\frac{1}{0.050} - \frac{1}{0.100}\right) = 0.500\ \text{L} \cdot \text{mol}^{-1} \cdot \text{min}^{-1}$
   - At t =40 min: $k = \frac{1}{40}\left(\frac{1}{0.033} - \frac{1}{0.100}\right) = 0.508\ \text{L} \cdot \text{mol}^{-1} \cdot \text{min}^{-1}$
   - *Conclusion:* The kinetic coefficient is virtually constant **Second-order reaction**.

2. **Half-Life Calculation:** $\Longrightarrow$

$$t_{1/2} = \frac{1}{kC_{A0}} = \frac{1}{0.50 \times 0.100} = 20\ \text{min}$$

Exercise 2: Arrhenius Parameters and Temperature Effect

A first-order homogeneous reaction exhibits rate constants at and $k_1 = 3.2 \times 10^{-4}\ \text{s}^{-1}$ $T_1 = 300\ \text{K}$ $k_2 = 4.5 \times 10^{-2}\ \text{s}^{-1} T_2 = 350\ \text{K}$.

- Calculate the activation energy E_a and the pre-exponential factor k_0

Detailed Solution:

1. **Calculating Activation Energy E_a:**

$$E_a = \frac{R \cdot T_1 \cdot T_2}{T_2 - T_1} \ln\left(\frac{k_2}{k_1}\right)$$

$$E_a = \frac{8.314 \times 300 \times 350}{350 - 300} \ln\left(\frac{4.5 \times 10^{-2}}{3.2 \times 10^{-4}}\right) = 17459.4 \times 4.946 = 86,354\ \text{J} \cdot \text{mo}$$

2. Calculating Pre-exponential Factor K_0:

$$k_0 = k_1 \exp\left(\frac{E_a}{RT_1}\right) = (3.2 \times 10^{-4}) \times \exp\left(\frac{86354}{8.314 \times 300}\right) \approx 3.46 \times 10^{11}\ \text{s}^{-1}$$

Exercise 3: Arrhenius Parameters and Temperature Effect

The table below shows the rate constants for a first-order rearrangement reaction at various temperatures.

a) Calculate the activation energy for the reaction by making a graph.

b) Calculate the activation energy for the reaction without making a graph.

k **(s^{-1})**	***T*** **(K)**
0.022	**1400**
0.07	**1460**
0.21	**1520**
0.686	**1580**
1.578	**1620**

The first thing is to convert the data in the table to ln *k* vs 1/*T* because this is what gives a straight line when plotted:

ln *k*	1/T (K^{-1})
-3.81671	**0.000714**
-2.65926	**0.000685**
-1.56065	**0.000658**
-0.37688	**0.000633**
0.456158	**0.000617**

Once you have this, go ahead, and plot ln *k* on the Y and 1/*T* on the X-axis using excel or other suitable software:

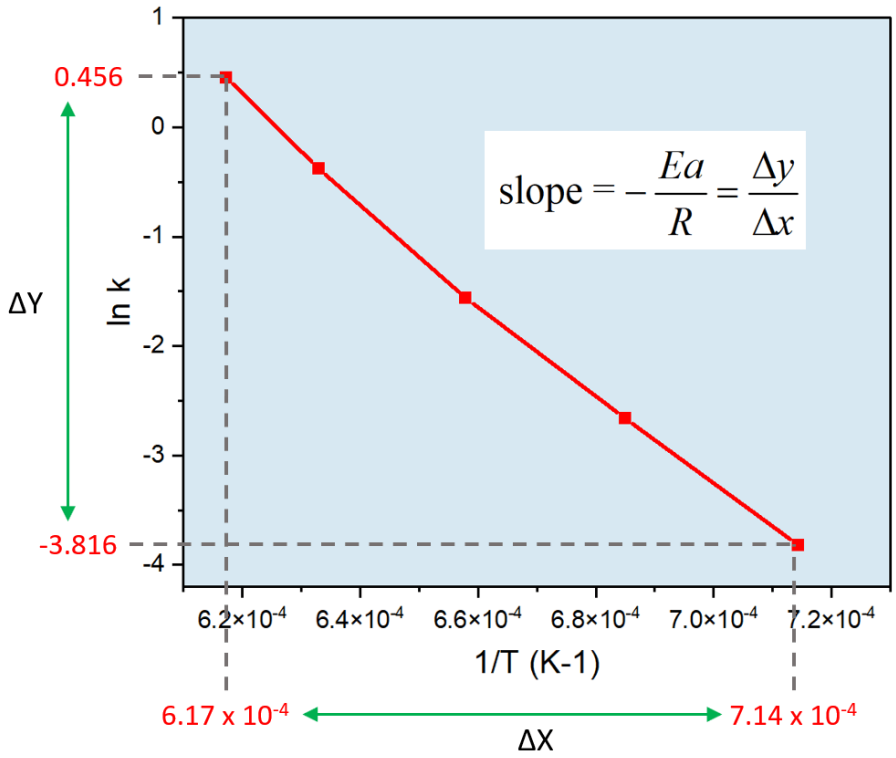

At this point, we can plug in the numbers to determine the activation energy:

$-Ea/R = -3.816 - 0.456/(7.14\times10-4-6.17\times10-4) = -4.40\times10^4$ K

$Ea = 4.40\times10^4\times8.314$ J /mol

$$Ea = 3.65\times10^5 \text{ J/mol} = 3.65\times10^2 \text{ kJ/mol}$$

Using Arrhenius Equation With No Graphs

The logarithmic form of the Arrhenius equation can also be used in a nongraphical way to determine if we know the rate constant of a reaction at two or more temperatures.

To do this, we write the Arrhenius equation for two temperatures and subtract them to get rid of the frequency factor A:

$$\ln\frac{k_2}{k_1} = \frac{E_a}{R}\left(\frac{1}{T_1} - \frac{1}{T_2}\right)$$

And now let's see how this equation could have also been used to determine the activation energy in the previous example.

For this, we pick two values of the rate constant at temperature 1 and 2. So, let's say $T_1 = 1400$ K, $k_1 = 0.022$ s^{-1}, $T_2 = 1620$ K, and $k_2 = 1.578$ s^{-1}.

Next, write the logarithmic form of the Arrhenius equation correlating the rate constants at two temperatures and plug in the numbers:

$$E_a = 3.66 \text{ x } 10^5 \text{ J/mol} = 3.66 \text{ x } 10^2 \text{ kJ/mol}$$

The results are very close which confirms that both approaches, using the slope of the graph or calculating the E_a based on the values of the rate constant at two different temperatures can be used.

Let's do another example by using the data for two temperatures and this time, determine the rate constant of the reaction.

And now let's see how this can be used for determining the activation energy or the rate constant of a reaction at a specific temperature.

For example,

The rate constant of a first-order reaction is 4.65 x 10^{-2} s^{-1} at 298 K. What is the rate constant at 380 K if the activation energy for the reaction is 70.4 kJ/mol?

First, write what is given and what needs to be determined:

k_1 = 4.65 x 10^{-2} s^{-1}

T_1 = 298 K

T_2 = 380 K

k_2 = ?

Next, write the logarithmic form of the Arrhenius equation correlating the rate constants at two temperatures and plug in the numbers:

$$\ln \frac{k_2}{k_1} = \frac{E_a}{R}\left(\frac{1}{T_1} - \frac{1}{T_2}\right)$$

K_2 = 4.65 x 10^{-2} s^{-1} x 460.19 = 21.39 s^{-1}

The answer is reasonable because the rate constant is expected to be larger at a higher temperature.

Exercise 4: Reaction Extent and Fractional Conversion

The gas-phase oxidation of nitric oxide occurs according to the following stoichiometry:

$$2NO_{(g)} + O_{2(g)} \rightarrow 2NO_{2(g)}$$

A rigid, constant-volume batch reactor is initially charged with 4.0 moles of NO and 3.0 moles of O_2. After a certain time t, it is determined that the fractional conversion of the limiting reactant is 70 %.

1. Identify the limiting reactant.
2. Calculate the extent of reaction (ξ) at this time t.
3. Determine the number of moles of each species (NO, O_2, and NO_2) remaining in the reactor at time t.

Solution 1

1. Identify the limiting reactant:

We calculate the maximum extent of reaction (ξ^{max}) for each reactant:

- For NO: $\xi^{max} = \frac{n_{NO,0}}{|\nu_{NO}|} = \frac{4.0}{2} = 2.0 \text{ moles}$
- For O_2: $\xi^{max} = \frac{n_{O_2,0}}{|\nu_{O_2}|} = \frac{3.0}{1} = 3.0 \text{ moles}$

Since $\xi^{max}_{NO} < \xi^{max}_{O_2}$, NO **is the limiting reactant**.

2. Calculate the extent of reaction (ξ):

The fractional conversion (x_{NO}) is given as 0.7 (or 70%).

The number of moles of NO that reacted is:

$$n_{NO,reacted} = x_{NO} \times n_{NO,0} = 0.70 \times 4.0 = 2.8 \text{ moles}$$

By definition, the extent of reaction is:

$$\xi = \frac{n_{reacted}}{|\nu|} = \frac{2.8}{2} = 1.4 \text{ moles}$$

3. Determine the number of moles of each species at time t:

Using the relation : $n_j = n_{j0} + \nu_j \xi$

- $n_{NO} = 4.0 - 2(1.4) = 1.2 \text{ moles}$
- $n_{O_2} = 3.0 - 1(1.4) = 1.6 \text{ moles}$
- $n_{NO_2} = 0.0 + 2(1.4) = 2.8 \text{ moles}$

Exercise 5: First-Order Kinetics and Half-Life

The decomposition of hydrogen peroxide (H_2O_2) in an aqueous solution is a first-order reaction:

$$H_2O_{2(aq)} \rightarrow H_2O_{(l)} + \frac{1}{2}O_{2(g)}$$

AT 20 °C, the rate constant for the disappearance of H_2O_2 is $k = 7.30 \times 10^{-4}\ s^{-1}$

1. Calculate the half-life ($t_{1/2}$) of the reaction.
2. If the initial concentration of H_2O_2 is 0.5M, what will be its concentration after 1 hour ?
3. How long will it take for the reaction to reach 95 % conversion ?

Solution :

1. Calculate the half-life ($t_{1/2}$):

For a first-order reaction, the half-life is independent of the initial concentration :

$$t_{1/2} = \frac{\ln(2)}{k} = \frac{0.693}{7.30 \times 10^{-4}\ s^{-1}} \approx 949.3\ s \approx 15.8\ min$$

2. Concentration after 1 hour (3600 s):

Using the integrated rate law for a first-order reaction:

$$C_A(t) = C_{A0} \cdot e^{-kt}$$

$$C_A(3600) = 0.50 \cdot e^{-(7.30\times10^{-4})(3600)} = 0.50 \cdot e^{-2.628}$$

$$C_A(3600) = 0.50 \cdot 0.0722 \approx 0.0361\ M$$

3. Time to reach 95 % conversion:

At 95 % conversion, the fraction of reactant remaining is 1-0.95 =0.05. Therefore,

$$C_A(t) = 0.05C_{A0}$$

$$\ln\left(\frac{C_{A0}}{C_A(t)}\right) = kt$$

$$\ln\left(\frac{C_{A0}}{0.05C_{A0}}\right) = \ln(20) = kt$$

$$t = \frac{\ln(20)}{7.30 \times 10^{-4}} = \frac{2.996}{7.30 \times 10^{-4}} \approx 4104\ \text{s} \approx 68.4\ \text{min}$$

Exercise 6: Second-Order Kinetics

Consider the dimerization reaction in the liquid phase:

2A----------P

The reaction follows second-order kinetics with respect to A. The rateconstant for the disappearance of A $k = 0.025\ \text{L} \cdot \text{mol}^{-1} \cdot \text{min}^{-1}$ is at 25 °C. The initial concentration of A is CA0 = 0.8 M.

1. Write the integrated rate law for the concentration of A.
2. Calculate the concentration of A remaining after 45 minutes.
3. Calculate the fractional conversion (x_A) at t = 45 minutes.

Solution :

1. Integrated rate law:

For a second-order reaction of the form $-\frac{dC_A}{dt} = kC_A^2$, the integrated rate law is:

$$\frac{1}{C_A(t)} - \frac{1}{C_{A0}} = kt$$

2. Concentration of A after 45 minutes:

Substitute the given values into the integrated rate law:

$$\frac{1}{C_A(45)} - \frac{1}{0.80} = (0.025)(45)$$

$$\frac{1}{C_A(45)} - 1.25 = 1.125$$

$$\frac{1}{C_A(45)} = 2.375\ \text{M}^{-1}$$

$$C_A(45) = \frac{1}{2.375} \approx 0.421\ \text{M}$$

3. Fractional conversion at t = 45 minutes:

$$x_A = \frac{C_{A0} - C_A(t)}{C_{A0}} = \frac{0.80 - 0.421}{0.80} = \frac{0.379}{0.80} \approx 0.474$$

The conversion is 47.4 %.

Exercise 7: Arrhenius Equation and Activation Energy

The rate constant for a specific liquid-phase chemical reaction was determined experimentally at two different temperatures:

- At , $T_1 = 300\ \text{K} \quad k_1 = 3.4 \times 10^{-5}\ \text{L} \cdot \text{mol}^{-1} \cdot \text{s}^{-1}$
- At $T_2 = 350\ \text{K} \quad k_2 = 1.2 \times 10^{-3}\ \text{L} \cdot \text{mol}^{-1} \cdot \text{s}^{-1}$,

(Given: Ideal gas constant) $R = 8.314\ \text{J} \cdot \text{mol}^{-1} \cdot \text{K}^{-1}$

1. Calculate the activation energy (E_a) of the reaction in KJ/MOL.
2. Determine the pre-exponential factor (A) for this reaction.

Solution :

1. Calculate the activation energy (E_a):

Using the two-point form of the Arrhenius equation:

$$\ln\left(\frac{k_2}{k_1}\right) = \frac{E_a}{R}\left(\frac{1}{T_1} - \frac{1}{T_2}\right)$$

First, calculate the left side of the equation:

$$\ln\left(\frac{1.2 \times 10^{-3}}{3.4 \times 10^{-5}}\right) = \ln(35.29) \approx 3.564$$

Next, calculate the temperature term on the right side:

$$\left(\frac{1}{300} - \frac{1}{350}\right) = 0.003333 - 0.002857 = 0.000476\ \mathrm{K}^{-1}$$

Now, isolate and solve for E_a:

$$3.564 = \frac{E_a}{8.314}(0.000476)$$

$$E_a = \frac{3.564 \times 8.314}{0.000476} \approx 62,246\ \mathrm{J/mol}$$

$$E_a \approx 62.25\ \mathrm{kJ/mol}$$

2. Determine the pre-exponential factor (A):

Using the Arrhenius equation $k = A \cdot e^{-E_a/RT}$ for T_1:

$$A = k_1 \cdot e^{E_a/RT_1}$$

$$A = (3.4 \times 10^{-5}) \cdot \exp\left(\frac{62246}{8.314 \times 300}\right)$$

$$A = (3.4 \times 10^{-5}) \cdot \exp(24.956)$$

$$A = (3.4 \times 10^{-5}) \cdot (6.89 \times 10^{10}) \approx 2.34 \times 10^{6}\ \mathrm{L \cdot mol^{-1} \cdot s^{-1}}$$

CHAPTER 1 : REVIEW OF HOMOGENEOUS CHEMICAL KINETICS

Questions :

Question 1 :

For the gas-phase elementary reaction $A(g) \rightarrow 2B(g)+C(g)$, occurring in a constant-volume batch reactor, how is the fractional conversion of A (xA) related to the extent of reaction (ξ)? Let n_{A0} be the initial number of moles of A.

Question 2 :

The rate constant for a certain reaction is given as $k=0.045\ L2 \cdot mol^{-2} \cdot s^{-1}$. What is the overall order of this reaction?

Question 3 :

For a unimolecular elementary step A ---------- Products, what is the theoretical molecularity and the empirical reaction order?

Question 4 :

A reaction follows zero-order kinetics. Which of the following plots will yield a straight line?

Question 5 :

How does the half-life (t1/2) of a first-order reaction depend on the initial concentration (C_{A0}) of the reactant ?

Question 6 :

A reaction's rate constant is measured at two different temperatures, T1 and T2. Which equation correctly allows the calculation of the activation energy (Ea)?

Question 7 :

For the complex reaction $2NO(g) + O_2(g) \rightarrow 2NO_2(g)$, the experimentally determined rate law is $v=k[NO]^2[O2]$. What can be concluded about the mechanism?

Question 8 :

In an Arrhenius plot of ln(k) versus 1/T, what does the y-intercept represent?

Question 9:

Consider a second-order reaction of the type $A+B \rightarrow$ Products, carried out in a constant-volume batch reactor with initial concentrations C_{A0}/C_{B0}. Which integrated rate equation describes this system ?

Question 10 :

CHAPTER 1 : REVIEW OF HOMOGENEOUS CHEMICAL KINETICS

Which of the following describes the 'yield' based on the theoretical consumption of the limiting reactant?

References

1. **Levenspiel, O.** (1999). Chemical Reaction Engineering (3rd ed.). John Wiley & Sons.
2. **Fogler, H. S.** (2016). Elements of Chemical Reaction Engineering (5th ed.). Prentice Hall.
3. **Villermaux, J.** (1993). Génie de la réaction chimique : conception et fonctionnement des réacteurs. Tec & Doc - Lavoisier.
4. **Laidler, K. J.** (1987). Chemical Kinetics (3rd ed.). Harper & Row.
5. **Hougen, O. A., Watson, K. M., & Ragatz, R. A.** (2004). Chemical Process Principles: Part III - Kinetics and Catalysis. CBS Publishers.
6. **Baerns, M., Hofmann, H., & Renken, A.** (1992). Chemische Reaktionstechnik. Georg Thieme Verlag.

CHAPTER 2 : REACTION MECHANISMS

2. Objectives

By the end of this chapter, students will be able to:

- **Distinguish** between overall stoichiometric equations and elementary reactions.
- **Define** the concepts of molecularity, reaction intermediates, and the rate-determining step.
- **Comprehend and apply** the Steady-State Approximation (SSA) to derive rate laws for complex reaction mechanisms.
- **Differentiate** between the stepwise (open sequence) and chain (closed sequence) mechanisms, and identify the fundamental steps of initiation, propagation, and termination.
- **Analyze** complex kinetic systems mathematically to deduce apparent overall reaction orders and explain phenomena such as kinetic inhibition.

2.1 Introduction

The overall stoichiometric equation of a chemical $4HCl + O_2 \rightleftharpoons 2Cl_2 + 2H_2O$ reaction (e.g.) provides no information regarding the process occurring at the molecular level. It merely indicates the mass balance of the transformation, that is, the number of moles consumed and produced.

In the vast majority of cases, the overall reaction is a complex process. The transformation of reactants into products does not occur in a single step, but rather through a succession of elementary reactions. The set of these probable elementary reactions, which describes the transformation step by step, constitutes the **reaction mechanism**.

2.1.1 Elementary Reaction

An elementary reaction is a single chemical event occurring at the microscopic level between particles (molecules, atoms, ions, radicals). Unlike the overall equation where an equality sign (=) is often used, an elementary reaction is denoted by an arrow (---->).

Example: $H^+ + OH^- \rightarrow H_2O$

The **molecularity** of an elementary reaction corresponds to the number of particles that collide for the reaction to take place. The most common cases are:

- **Unimolecular:** Involving a single particle.

- **Bimolecular:** Collision between two particles.
- **Termolecular:** Simultaneous collision (rare) between three particles.

Important Note: For an elementary reaction, the partial order with respect to each reactant is strictly equal to its stoichiometric coefficient. The overall order of an elementary reaction equals its molecularity.

2.1.2 Intermediates

During these elementary steps, species that do not appear in the overall mass balance are formed and subsequently consumed: these are the intermediates (ions, radicals, complexes). Some of these species are highly reactive, have extremely short lifetimes, and consequently are present in very low concentrations.

Example: The synthesis of ammonia $N_2 + 3H_2 \rightleftharpoons 2NH_3$ involves a complex mechanism encompassing free atoms and radicals (N, H,NH).

2.2 The Steady-State Approximation (SSA)

The kinetic study of complex reactions frequently leads to systems of differential equations that cannot be solved analytically. To simplify these calculations, the **Steady-State Approximation (SSA)**, also known as the Bodenstein principle, is commonly employed.

2.2.1 Principle

The SSA applies to **highly reactive (and therefore unstable) reaction intermediates**. Due to their high reactivity, they are consumed almost immediately upon formation.

The fundamental assumption is that after a very short initial period (induction period), the concentration of these intermediates remains very low and essentially constant throughout the reaction.

Mathematically, for an intermediate I, this is expressed as:

$$\frac{d[I]}{dt} \approx 0$$

This implies that the rate of formation (appearance) of the intermediate, r_a, is equal to its

rate of disappearance (consumption), r_d:

$$\mathbf{r_a = r_d}$$

2.2.2 The Rate-Determining Step

In a complex mechanism involving a sequence of steps, it is common for one step to be significantly slower than the others. This step dictates the rate of the entire process. It is called the **rate-determining step** (or rate-limiting step). The overall reaction rate is then approximately equal to the rate of the slow step.

2.3 Stepwise Mechanisms (Open Sequence)

Open sequence reactions are characterized by a finite series of elementary reactions. Intermediates are formed and then consumed to yield the final products without being regenerated. They appear only once within the sequence.

2.3.1 Application Example: Aldol Condensation

The aldol condensation of a carbonyl compound (denoted HA) in the presence of a base (B) is a classic example.

Reaction Scheme:

1. **Carbanion formation (fast equilibrium):**

$$HA + B \xrightarrow{k_1} BH^+ + A^-$$

$$BH^+ + A^- \xrightarrow{k_{-1}} HA + B$$

2. **Nucleophilic attack (rate-determining step):**

$$A^- + HA \xrightarrow{k_2} \text{Products}$$

Application of the SSA:

The reactive intermediate is the carbanion A^-

Rate of appearance: $r_a = k_1[HA][B]$

Rate of disappearance: $r_d = k_{-1}[BH^+][A^-] + k_2[A^-][HA]$

Applying the SSA ($r_a = r_d$):

$$k_1[HA][B] = k_{-1}[BH^+][A^-] + k_2[A^-][HA]$$

$$k_1[HA][B] = [A^-](k_{-1}[BH^+] + k_2[HA])$$

$$[A^-] = \frac{k_1[HA][B]}{k_{-1}[BH^+] + k_2[HA]}$$

Overall Reaction Rate (r):

The rate of formation of the final product is given by step 2:

$$r = k_2[A^-][HA]$$

Substituting the expression for $[A^-]$:

$$r = \frac{k_1 k_2[HA]^2[B]}{k_{-1}[BH^+] + k_2[HA]}$$

Discussion of Limiting Cases:

- **Case 1:** Step 2 is very fast compared to the reverse reaction of step 1 $k_2[HA] \gg k_{-1}[BH^+]$

  The equation simplifies to: $r \approx \frac{k_1 k_2[HA]^2[B]}{k_2[HA]} = k_1[HA][B]$

  The reaction is first-order with respect to HA.

- **Case 2:** Step 2 is very slow (rate-determining) compared to the initial equilibrium $k_2[HA] \ll k_{-1}[BH^+]$

The equation becomes: $r \approx \frac{k_1 k_2[HA]^2[B]}{k_{-1}[BH^+]}$

The reaction is second-order with respect to HA.

2.4 Chain Mechanisms (Closed Sequence)

Chain reactions are frequently encountered (oxidation, combustion, polymerization, thermal cracking). They are characterized by the presence of active centers (most often free radicals) that are continuously regenerated during the reaction, creating a cycle.

2.4.1 The Three Fundamental Steps

A chain mechanism always encompasses at least three distinct phases:

1. **Initiation:** The creation of the initial active centers (radicals) from stable molecules. This step generally requires a high energy input (heat, light, promoter).

$$M \xrightarrow{k_1} R^{\bullet} + R'^{\bullet}$$

2. **Propagation:** The core of the chain. Radicals react with reactant molecules to form products and generate *new* radicals, allowing the cycle to continue.

$$R^{\bullet} + M \xrightarrow{k_2} R_2^{\bullet} + \text{Products}$$

$$R_2^{\bullet} \xrightarrow{k_3} R^{\bullet} + \text{Products}$$

3. **Termination:** The active centers are destroyed, usually by recombination or by reacting with the reactor walls (wall effect). These reactions have very low activation energies.

$$R^{\bullet} + R^{\bullet} \xrightarrow{k_4} R - R$$

2.4.2 Kinetic Application Example

Let us analyze the simplified model above by applying the SSA to the radicals $R^{\bullet}$ and $R_2^{\bullet}$.

Rates of change:

- Substance M (reactant): $\frac{d[M]}{dt} = -k_1[M] - k_2[R^\bullet][M] + k_3[R_2^\bullet]$
- Radical R$^\bullet$: $\frac{d[R^\bullet]}{dt} = k_1[M] - k_2[R^\bullet][M] + k_3[R_2^\bullet] - 2k_4[R^\bullet]^2 = 0$ *(Eq. a)*
- Radical R$_2^\bullet$: $\frac{d[R_2^\bullet]}{dt} = k_2[R^\bullet][M] - k_3[R_2^\bullet] = 0$ *(Eq. b)*

Resolution:

From (Eq. b), we see that . $k_2[R^\bullet][M] = k_3[R_2^\bullet]$

Substituting this into (Eq. a):

$$k_1[M] - k_3[R_2^\bullet] + k_3[R_2^\bullet] - 2k_4[R^\bullet]^2 = 0$$

$$k_1[M] = 2k_4[R^\bullet]^2$$

$$[R^\bullet] = \left(\frac{k_1}{2k_4}[M]\right)^{\frac{1}{2}}$$

The overall reaction rate is the rate of disappearance of M:

$$r = -\frac{d[M]}{dt} = k_1[M] + k_2[R^\bullet][M] - k_3[R_2^\bullet]$$

Since $k_3[R_2^\bullet] = k_2[R^\bullet][M]$ (from the SSA), we have:

$$r = k_1[M]$$

However, in a long chain reaction, the rate of the initiation step (K_1[M]) is negligible compared to the propagation rate. The consumption of M occurs almost entirely during step 2.

$$r \approx k_2[R^\bullet][M]$$

Substituting the steady-state concentration of $R^\bullet$:

$$r = k_2 \left(\frac{k_1}{2k_4}[M]\right)^{\frac{1}{2}} [M]$$

$$r = k_2 \left(\frac{k_1}{2k_4}\right)^{\frac{1}{2}} [M]^{\frac{3}{2}}$$

By setting $k_{app} = k_2 \left(\frac{k_1}{2k_4}\right)^{\frac{1}{2}}$ as the apparent rate constant, we obtain an overall apparent reaction order of 3/2:

$$r = k_{app}[M]^{1.5}$$

2.5 Applied Exercises with Solutions

Exercise 1: Stepwise Mechanism (Ozone Decomposition)

Problem Statement:

The gas-phase decomposition of ozone, whose overall equation is , $2O_3 \rightarrow 3O_2$ follows the proposed reaction mechanism below:

1. $O_3 \xrightarrow{k_1} O_2 + O^\bullet$
2. $O_2 + O^\bullet \xrightarrow{k_{-1}} O_3$
3. $O^\bullet + O_3 \xrightarrow{k_2} 2O_2$ (Slow step)

Applying the Steady-State Approximation (SSA) to the highly reactive intermediate (the free oxygen atom $O^\bullet$), derive the expression for the overall reaction rate. $v = k_2[O^\bullet][O_3]$

- What does this expression become if the reverse reaction of the first step is much faster than the third step?

Solution:

1. Application of the SSA to $O^{\bullet}$:

The atom $O^{\bullet}$ is an unstable intermediate; we can write: $\frac{d[O^{\bullet}]}{dt} = 0$

The rate of change of $[O^{\bullet}]$ is written based on the three steps:

$$\frac{d[O^{\bullet}]}{dt} = k_1[O_3] - k_{-1}[O_2][O^{\bullet}] - k_2[O^{\bullet}][O_3] = 0$$

We isolate $[O^{\bullet}]$:

$$k_1[O_3] = [O^{\bullet}](k_{-1}[O_2] + k_2[O_3])$$

$$[O^{\bullet}] = \frac{k_1[O_3]}{k_{-1}[O_2] + k_2[O_3]}$$

2. Expression for the overall rate U:

The reaction rate is given by the slow, rate-determining step (step 3):

$$v = k_2[O^{\bullet}][O_3]$$

Substituting $[O^{\bullet}]$ with the derived expression:

$$v = k_2 \left(\frac{k_1[O_3]}{k_{-1}[O_2] + k_2[O_3]} \right) [O_3]$$

$$v = \frac{k_1 k_2 [O_3]^2}{k_{-1}[O_2] + k_2[O_3]}$$

3. Limiting Case : $k_{-1}[O_2] \gg k_2[O_3]$

If step 2 (reverse reaction) is very fast compared to step 3, then the term $k_2[O_3]$ becomes negligible in the denominator compared to $k_{-1}[O_2]$.

The rate equation simplifies to:

$$v \approx \frac{k_1 k_2 [O_3]^2}{k_{-1}[O_2]}$$

The reaction then exhibits an apparent overall order of 1 (second-order with respect to O_3 and order -1 with respect to O_2, oxygen acting as an inhibitor).

Exercise 2: Chain Mechanism (Synthesis of Hydrogen Bromide)

Problem Statement:

The thermal synthesis of hydrogen bromide is $H_2 + Br_2 \rightarrow 2HBr$ written as: Its complex mechanism (the Bodenstein-Lind mechanism) is a chain reaction involving the following steps:

1. **Initiation:** $Br_2 \xrightarrow{k_1} 2Br^\bullet$
2. **Propagation 1:** $Br^\bullet + H_2 \xrightarrow{k_2} HBr + H^\bullet$
3. **Propagation 2:** $H^\bullet + Br_2 \xrightarrow{k_3} HBr + Br^\bullet$
4. **Inhibition:** $H^\bullet + HBr \xrightarrow{k_4} H_2 + Br^\bullet$
5. **Termination:** $2Br^\bullet \xrightarrow{k_5} Br_2$

Determine the expression for the rate of formation of HBr($\frac{d[HBr]}{dt}$)by applying the SSA for the two radicals $H^\bullet$ and . $Br^\bullet$

Solution:

1. Expression for the rate of formation of HBr :

Steps 2, 3 (formation), and 4 (consumption) involve HBr.

$$\frac{d[HBr]}{dt} = k_2[Br^\bullet][H_2] + k_3[H^\bullet][Br_2] - k_4[H^\bullet][HBr] \quad \text{(Equation I)}$$

2. Application of the SSA to the free radicals:

- **For** $H^\bullet$

$$\frac{d[H^\bullet]}{dt} = k_2[Br^\bullet][H_2] - k_3[H^\bullet][Br_2] - k_4[H^\bullet][HBr] = 0 \quad \text{(Equation II)}$$

- **For $Br^\bullet$:**

$$\frac{d[Br^\bullet]}{dt} = 2k_1[Br_2] - k_2[Br^\bullet][H_2] + k_3[H^\bullet][Br_2] + k_4[H^\bullet][HBr] - 2k_5[Br^\bullet]^2 =$$

3. Determination of steady-state concentrations:

By adding (Equation II) and (Equation III) side-by-side, all propagation and inhibition terms cancel out:

$$2k_1[Br_2] - 2k_5[Br^\bullet]^2 = 0$$

$$[Br^\bullet]^2 = \frac{k_1}{k_5}[Br_2] \implies [Br^\bullet] = \left(\frac{k_1}{k_5}[Br_2]\right)^{\frac{1}{2}}$$

From (Equation II), we express $[H^\bullet]$:

$$k_2[Br^\bullet][H_2] = [H^\bullet](k_3[Br_2] + k_4[HBr])$$

$$[H^\bullet] = \frac{k_2[Br^\bullet][H_2]}{k_3[Br_2] + k_4[HBr]}$$

4. Substitution into the rate expression (Equation I):

Let us return to Equation I and Equation II. From (Equation II), we know that:

$$k_3[H^\bullet][Br_2] = k_2[Br^\bullet][H_2] - k_4[H^\bullet][HBr]$$

Substituting this into Equation I to simplify it:

$$\frac{d[HBr]}{dt} = k_2[Br^\bullet][H_2] + (k_2[Br^\bullet][H_2] - k_4[H^\bullet][HBr]) - k_4[H^\bullet][HBr]$$

However, a more direct mathematical approach is to use the derived expression for $[H^\bullet]$:

$$\frac{d[HBr]}{dt} = k_2[Br^\bullet][H_2] + [H^\bullet](k_3[Br_2] - k_4[HBr])$$

$$\frac{d[HBr]}{dt} = k_2[Br^\bullet][H_2] + \frac{k_2[Br^\bullet][H_2](k_3[Br_2] - k_4[HBr])}{k_3[Br_2] + k_4[HBr]}$$

Factoring out $k_2[Br^\bullet][H_2]$ and finding a common denominator:

$$\frac{d[HBr]}{dt} = k_2[Br^\bullet][H_2]\left(\frac{k_3[Br_2] + k_4[HBr] + k_3[Br_2] - k_4[HBr]}{k_3[Br_2] + k_4[HBr]}\right)$$

$$\frac{d[HBr]}{dt} = k_2[Br^\bullet][H_2]\left(\frac{2k_3[Br_2]}{k_3[Br_2] + k_4[HBr]}\right)$$

To obtain the classic form of the equation, we divide the numerator and the denominator of the fraction by : $k_3[Br_2]$

$$\frac{d[HBr]}{dt} = \frac{2k_2[Br^\bullet][H_2]}{1 + \frac{k_4[HBr]}{k_3[Br_2]}}$$

Finally, we replace $[Br^\bullet]$ with its expression calculated in step 3:

$$v = \frac{d[HBr]}{dt} = \frac{2k_2\left(\frac{k_1}{k_5}\right)^{\frac{1}{2}}[H_2][Br_2]^{\frac{1}{2}}}{1 + \frac{k_4[HBr]}{k_3[Br_2]}}$$

This complex rate law demonstrates the inhibitory role of the product HBr (present in the

denominator).

Exercise 3: Chain Mechanism (Nitric Oxide Oxidation (Stepwise Mechanism)

The oxidation of nitric oxide $2NO + O_2 \rightarrow 2NO_2$ is experimentally determined to be third-order overall: $v = k_{obs}[NO]^2[O_2]$.

A student proposes the following mechanism involving N_2O_2 an intermediate:

1. $NO + NO \xrightarrow{k_1} N_2O_2$
2. $N_2O_2 \xrightarrow{k_{-1}} 2NO$
3. $N_2O_2 + O_2 \xrightarrow{k_2} 2NO_2$ (Slow step)

Task: Using the QSSA on the intermediate N_2O_2 , derive the theoretical rate law. Does this mechanism align with the experimental observations? Under what specific kinetic condition?

Solution:

1. The intermediate N_2O_2 is . Apply QSSA:

$$\frac{d[N_2O_2]}{dt} = k_1[NO]^2 - k_{-1}[N_2O_2] - k_2[N_2O_2][O_2] = 0$$

2. Isolate $[N_2O_2]$:

$$[N_2O_2] = \frac{k_1[NO]^2}{k_{-1} + k_2[O_2]}$$

3. The slow step determines the overall rate: $v = \frac{1}{2}\frac{d[NO_2]}{dt} = k_2[N_2O_2][O_2]$.

4. Substitute the intermediate concentration:

$$v = \frac{k_1k_2[NO]^2[O_2]}{k_{-1} + k_2[O_2]}$$

5. **Conclusion:** To match the experimental rate law $v = k_{obs}[NO]^2[O_2]$ the denominator must simplify to a constant. This occurs if step 2 is much faster than step 3 $k_{-1} \gg k_2[O_2]$ Under this condition (a rapid pre-equilibrium), $v \approx \frac{k_1k_2}{k_{-1}}[NO]^2[O_2]$. The mechanism is valid.

Exercise 4: Chain Mechanism (Phosgene Synthesis)

The gas-phase synthesis of phosgene $CO + Cl_2 \rightarrow COCl_2$ follows a radical chain mechanism:

1. $Cl_2 \rightleftharpoons 2Cl^\bullet$ (Fast equilibrium, forward k_1, reverse k_{-1})
2. $Cl^\bullet + CO \rightleftharpoons COCl^\bullet$ (Fast equilibrium, forward k_2, reverse k_{-2})
3. $COCl^\bullet + Cl_2 \xrightarrow{k_3} COCl_2 + Cl^\bullet$ (Slow propagation, RDS)

Task: Derive the rate law for the formation of phosgene.

Solution:

1. Rate of product formation (from the slow step): $v = \frac{d[COCl_2]}{dt} = k_3[COCl^\bullet][Cl_2]$

Because Steps 1 and 2 are fast equilibria, we can avoid the full QSSA and use equilibrium constants.

From Step 1: $K_1 = k_1/k_{-1}$

$$K_1 = \frac{[Cl^\bullet]^2}{[Cl_2]} \implies [Cl^\bullet] = K_1^{1/2}[Cl_2]^{1/2}$$

2. From Step 2: $K_2 = k_2/k_{-2}$

$$K_2 = \frac{[COCl^\bullet]}{[Cl^\bullet][CO]} \implies [COCl^\bullet] = K_2[Cl^\bullet][CO]$$

3. Substitute $[Cl^\bullet]$ into the expression $[COCl^\bullet]$:

$$[COCl^\bullet] = K_2(K_1^{1/2}[Cl_2]^{1/2})[CO]$$

4. Substitute into the main rate equation:

$$v = k_3(K_2K_1^{1/2}[Cl_2]^{1/2}[CO])[Cl_2]$$

$[COCl^\bullet]$

$$v = k_{obs}[CO][Cl_2]^{3/2}$$

$$k_{obs} = k_3K_2K_1^{1/2}$$

2.7. Chapter Summary

- **Reaction Mechanisms** are detailed series of elementary steps that describe how reactants are transformed into products at the molecular level.
- **Elementary Reactions** happen in a single step. Their rate law can be written directly from stoichiometry, and their molecularity corresponds exactly to their reaction order.
- **Reaction Intermediates** are transient species (like radicals or ions) formed and consumed during the reaction. They do not appear in the overall stoichiometric equation.
- The **Quasi-Steady-State Approximation (QSSA)** is a vital mathematical tool. It assumes $\frac{d[Intermediate]}{dt} \approx 0$ the concentration of highly reactive intermediates remains constant and very small, allowing for the algebraic resolution of complex rate laws.
- **Stepwise Mechanisms (Open Sequences)** involve intermediates that are consumed but not regenerated. The rate is often dictated by a **Rate-Determining Step (RDS)**, the slowest elementary reaction in the sequence.
- **Chain Mechanisms (Closed Sequences)** involve the cyclical regeneration of reactive active centers (radicals). They consists of initiation, propagation (which dominates reactant consumption), and termination steps, often resulting in complex fractional orders and inhibition terms.

References and Further Reading

1. **Atkins, P., & de Paula, J.** (2014). Physical Chemistry (10th ed.). Oxford University Press. (A standard text for foundational physical chemistry and kinetics concepts).
2. **Levine, I. N.** (2008). Physical Chemistry (6th ed.). McGraw-Hill. (Provides rigorous mathematical treatments of rate laws and approximations).
3. **Laidler, K. J.** (1987). Chemical Kinetics (3rd ed.). Harper & Row. (A classic, comprehensive reference dedicated entirely to kinetic theories and reaction mechanisms).
4. **Espenson, J. H.** (2002). Chemical Kinetics and Reaction Mechanisms (2nd ed.). McGraw-Hill. (Excellent resource for detailed derivations of complex mechanisms and chain reactions).
5. **Steinfeld, J. I., Francisco, J. S., & Hase, W. L.** (1998). Chemical Kinetics and Dynamics (2nd ed.). Prentice Hall. (Advanced reading focusing on the molecular dynamics behind kinetic observations).

CHAPTER 3: KINETIC THEORIES

3. Objectives

By the end of this chapter, students will be able to:

- **Comprehend** the fundamental principles of the Collision Theory and calculate theoretical reaction rates based on collision frequency and steric factors.
- **Analyze** the Activated Complex Theory (Transition State Theory) and understand the thermodynamic parameters (ΔG, ΔH, ΔS) associated with the formation of the transition state.
- **Relate** the empirical Arrhenius parameters (Activation Energy, E_a, and Pre-exponential factor, A) to the theoretical parameters derived from collision and transition state theories.
- **Evaluate** the Lindemann-Hinshelwood mechanism for pseudo-unimolecular reactions and understand the pressure dependence of unimolecular reaction rates.

3.1 Introduction

While formal kinetics allows us to describe the macroscopic evolution of a chemical system over time (determining rate laws, reaction orders, and rate constants from experimental data), it does not explain why a reaction occurs at a specific rate or how the reactant molecules transform into products at the microscopic level.

It is generally accepted that for two chemical species A and B to react to form a product C (A+B-----C), they must possess the intrinsic potential to react. However, this potential is only realized if the molecules physically approach each other sufficiently to interact.

Kinetic theories aim to bridge the gap between macroscopic observations (experimental reaction rates and the empirical Arrhenius equation) and the microscopic behavior of individual molecules. This chapter explores the primary theories proposed to describe this process: Collision Theory, Activated Complex Theory (Transition State Theory), and the theory of pseudo-unimolecular reactions.

3.2 Collision Theory

The Collision Theory, developed independently by Max Trautz and William Lewis in the 1910s, provides a fundamental, intuitive model for gas-phase bimolecular reactions based on the kinetic theory of gases.

3.2.1 Core Hypotheses

The theory rests on several key assumptions:

1. **Hard-Sphere Model:** Reactant molecules are treated as structureless, hard, indeformable spheres.
2. **Necessity of Collision:** A chemical transformation can only occur upon a physical encounter (collision) between the reactant molecules.
3. **Independent Behavior:** Molecules behave as an ideal gas, moving randomly and independently of one another.
4. **Energetic Requirement:** Not all collisions lead to a reaction. A collision is only "effective" if the kinetic energy along the line of centers exceeds a specific threshold value (E).

3.2.2 Calculation of Collision Frequency

The first step is to calculate the theoretical number of collisions per unit time and per unit volume between two reactant species A and B. From the kinetic theory of gases, the collision frequency (Z_{AB}) is given by:

$$Z_{AB} = N_A N_B (r_A + r_B)^2 \left(\frac{8\pi k_B T}{\mu}\right)^{1/2}$$

Where:

- N_A,N_B: Number density of molecules of A and B (molecules/ cm^3).
- r_A,r_B: Radii of molecules A and B (cm). The term $(r_A + r_B)^2\pi$ represents the collision cross-section (σ).
- K_B: Boltzmann constant ($1.38 \times 10^{-23} J/K$ or $1.38 \times 10^{-16} erg/K$).
- T: Absolute temperature (K).
- μ: Reduced mass of the colliding pair, defined as $\frac{1}{\mu} = \frac{1}{m_A} + \frac{1}{m_B}$, where m_A and m_B are the masses of single molecules.
- The term $\left(\frac{8k_B T}{\pi\mu}\right)^{1/2}$ represents the mean relative velocity of $\bar{v}_{rel}$ the molecules.

3.2.3 Effective Collisions and Theoretical Rate

When the theoretical collision frequency (Z_{AB}) is compared to the actual reaction rate (the number of molecules transformed per unit time and volume), it is found that Z_{AB} is vastly greater than the observed rate (often by a factor of 10^7 to 10^{13}).

This indicates that the vast majority of collisions are ineffective. To react, colliding molecules must possess a minimum energy, E. According to the Maxwell-Boltzmann distribution, the fraction of collisions possessing an energy greater than or equal to E is given by $e^{-E/RT}$ (where E is the molar activation energy).

Therefore, the theoretical rate of effective collision v_{th} is:

$$v_{th} = (Z_{AB})_{eff} = Z_{AB} \cdot e^{-E/RT}$$

3.2.4 The Steric Factor (P)

Even when considering the energy requirement, the calculated theoretical rate often exceeds the experimental rate v_{exp}. This discrepancy arises from the hard-sphere assumption, which ignores molecular structure.

For complex molecules, a collision will only be effective if the molecules are correctly oriented at the moment of impact. For example, in the reaction between a hydroxide ion and a haloalkane, the OH^- must attack the specific carbon atom from the side opposite to the halogen atom.

To account for this geometric requirement, an empirical correction factor, P, called the **steric factor** or probability factor, is introduced. P is typically less than 1 (though in rare cases involving harpoon mechanisms, it can be slightly >1).

The final expression for the experimental reaction rate becomes:

$$v_{exp} = P \cdot Z_{AB} \cdot e^{-E/RT}$$

3.2.5 Relating Collision Theory to the Arrhenius Equation

For a bimolecular reaction $A + B \rightarrow Products$, the experimental rate law is $v_{exp} = k[A][B]$.

According to the Arrhenius equation, the rate constant is $k = A_{arr} \cdot e^{-E_a/RT}$.

To relate the theoretical collision model to the macroscopic rate constant, we must express the number densities (N_A,N_B) in terms of molar concentrations : $[A], [B]$

$N_A = [A] \cdot \frac{N_A}{1000}$ (assuming concentrations in mol/L and volume in Cm^3)

Note: The exact conversion depends on the chosen unit system, but the proportionality remains.

By substituting the expressions and comparing the theoretical rate equation with the empirical Arrhenius equation, one can relate the pre-exponential factor (A_{arr}) to the collision parameters and the empirical activation energy (E_a) to the theoretical minimum energy (E). A rigorous derivation shows that the empirical activation energy E_a is related to the theoretical threshold energy E by:

$$E = E_a - \frac{1}{2}RT$$

Limitations of Collision Theory:

- It is strictly applicable only to gas-phase bimolecular reactions.
- It cannot predict the value of the steric factor P a priori.
- It fails to explain the kinetics of unimolecular reactions or reactions in solution accurately.

3.3 Activated Complex Theory (Transition State Theory)

Developed by Henry Eyring, M.G. Evans, and Michael Polanyi in the 1930s, the Activated Complex Theory (ACT) offers a more rigorous thermodynamic approach. It abandons the simple hard-sphere collision model in favor of studying the continuous changes in potential energy as reactant molecules approach each other and their bonds rearrange.

3.3.1 The Concept of the Transition State

According to ACT, a chemical reaction proceeds through a continuous change in molecular geometry. As reactants (A and B) approach, their interaction energy increases until it reaches a

maximum at the peak of the potential energy barrier.

The molecular configuration at this maximum energy state is called the **Activated Complex** or **Transition State**, denoted as $(AB)^{\ddagger}$.

$$A + B \rightleftharpoons (AB)^{\ddagger} \rightarrow Products$$

Unlike a reaction intermediate, the activated complex is not a stable chemical species and cannot be isolated. It represents a transient, highly energetic arrangement of atoms in the process of breaking old bonds and forming new ones.

3.3.2 Thermodynamic Formulation

The core assumption of ACT is that the reactants are in a quasi-equilibrium with the activated complex.

$$K^{\ddagger} = \frac{[(AB)^{\ddagger}]}{[A][B]}$$

Where $K^{\ddagger}$ is the equilibrium constant for the formation of the activated complex. Using standard thermodynamics, this equilibrium constant is related to the standard Gibbs free energy of activation $\Delta G^{\ddagger}$:

$$\Delta G^{\ddagger} = -RT \ln K^{\ddagger} \implies K^{\ddagger} = e^{-\frac{\Delta G^{\ddagger}}{RT}}$$

Since $\Delta G^{\ddagger} = \Delta H^{\ddagger} - T\Delta S^{\ddagger}$ (where $\Delta H^{\ddagger}$ is the enthalpy of activation and $\Delta S^{\ddagger}$ is the entropy of activation), we have:

$$K^{\ddagger} = e^{-\frac{\Delta H^{\ddagger}}{RT}} e^{\frac{\Delta S^{\ddagger}}{R}}$$

3.3.3 The Eyring Equation

The rate of the overall reaction is determined by the rate at which the activated complex decomposes into products. Statistical mechanics dictates that the frequency ν of this decomposition is a universal constant dependent only on temperature:

$$\nu = \frac{k_B T}{h}$$

Where h is Planck's constant $6.626 \times 10^{-34} J \cdot s$.

The theoretical reaction rate v_{th} is the concentration of the activated complex multiplied by the decomposition frequency:

$$v_{th} = \nu[(AB)^{\ddagger}] = \frac{k_B T}{h} K^{\ddagger}[A][B]$$

Comparing this to the experimental rate law , $v_{exp} = k[A][B]$ we obtain the theoretical expression for the rate constant, known as the **Eyring Equation**:

$$k = \frac{k_B T}{h} K^{\ddagger} = \frac{k_B T}{h} e^{-\frac{\Delta G^{\ddagger}}{RT}} = \frac{k_B T}{h} e^{\frac{\Delta S^{\ddagger}}{R}} e^{-\frac{\Delta H^{\ddagger}}{RT}}$$

3.3.4 Relationship between ACT and Arrhenius Parameters

By taking the natural logarithm of the Eyring equation and differentiating with respect to temperature, one can relate the thermodynamic parameters of activation to the empirical Arrhenius parameters (E_a and A).

$$\ln k = \ln\left(\frac{k_B}{h}\right) + \ln T + \frac{\Delta S^{\ddagger}}{R} - \frac{\Delta H^{\ddagger}}{RT}$$

$$\frac{d\ln k}{dT} = \frac{1}{T} + \frac{\Delta H^{\ddagger}}{RT^2}$$

Comparing this with the differential form of the Arrhenius equation $\frac{d\ln k}{dT} = \frac{E_a}{RT^2}$:

$$\frac{E_a}{RT^2} = \frac{1}{T} + \frac{\Delta H^{\ddagger}}{RT^2} \implies E_a = \Delta H^{\ddagger} + RT$$

This relationship holds for reactions in solution (where $\Delta V^{\ddagger} \approx 0$).

For gas-phase reactions, $\Delta H^{\ddagger} = \Delta U^{\ddagger} + \Delta n^{\ddagger} RT$. For a bimolecular reaction forming one activated complex, . $\Delta n^{\ddagger} = 1 - 2 = -1$ Therefore, $\Delta H^{\ddagger} = \Delta U^{\ddagger} - RT$. The relationship $E_a = \Delta H^{\ddagger} + 2RT$ becomes .

The pre-exponential factor (A) can be derived by substituting $\Delta H^{\ddagger}$ back into the Eyring equation. For a reaction in solution:

$$A = \frac{k_B T}{h} e \cdot e^{\frac{\Delta S^{\ddagger}}{R}}$$

The entropy of activation $\Delta S^{\ddagger}$ provides insight into the steric requirements of the reaction, essentially serving the same purpose as the steric factor P in Collision Theory. A highly negative $\Delta S^{\ddagger}$ indicates a transition state that requires a very precise, ordered geometric arrangement of the reacting molecules.

3.4 Theory of Pseudo-Unimolecular Reactions (Lindemann-Hinshelwood Mechanism)

Collision theory struggles to explain genuine unimolecular reactions (e.g., isomerizations or decompositions like $A \rightarrow Products$) because it requires a collision between two molecules to provide activation energy. If activation requires a collision, how can the reaction follow first-order kinetics $v = k[A]$?

In 1922, Frederick Lindemann proposed a mechanism, later refined by Cyril Hinshelwood, to resolve this paradox.

3.4.1 The Mechanism

The Lindemann mechanism proposes that a reactant molecule A acquires the necessary activation energy through a collision with another molecule A (or an inert bath gas molecule M). This creates an energetically excited molecule, A^*.

1. **Activation:** $A + A \xrightarrow{k_1} A^* + A$
2. **Deactivation:** $A^* + A \xrightarrow{k_{-1}} A + A$
3. **Unimolecular Reaction:** $A^* \xrightarrow{k_2} Products$

The excited molecule A^* can either be deactivated by another collision or undergo the unimolecular transformation into products.

3.4.2 Kinetic Derivation

The rate of product formation is given by the slow, unimolecular step:

$$v = \frac{d[Products]}{dt} = k_2[A^*]$$

Because the excited species A^* is highly reactive and its concentration remains very low, we can apply the Quasi-Steady-State Approximation (QSSA):

$$\frac{d[A^*]}{dt} = k_1[A]^2 - k_{-1}[A^*][A] - k_2[A^*] \approx 0$$

Solving for the steady-state concentration of $[A^*]$:

$$[A^*] = \frac{k_1[A]^2}{k_{-1}[A] + k_2}$$

Substituting this back into the rate expression yields the overall rate law:

$$v = \frac{k_1 k_2[A]^2}{k_{-1}[A] + k_2}$$

3.4.3 Limiting Regimes (Pressure Dependence)

The brilliance of the Lindemann mechanism is that it explains how a reaction can change its kinetic order depending on the pressure (concentration) of the gas.

1. High-Pressure Limit (First-Order Kinetics):

At high pressures, the concentration [A] is large. The rate of collisional deactivation $k_{-1}[A^*][A]$ becomes much faster than the rate of chemical transformation $k_2[A^*]$

Therefore . $k_{-1}[A] \gg k_2$

The denominator in the rate law simplifies to $k_{-1}[A]$, and the rate becomes:

$$v \approx \frac{k_1 k_2 [A]^2}{k_{-1}[A]} = \left(\frac{k_1 k_2}{k_{-1}}\right)[A] = k_{obs}[A]$$

The reaction exhibits apparent first-order kinetics, matching experimental observations for unimolecular reactions at standard pressures.

2. Low-Pressure Limit (Second-Order Kinetics):

At very low pressures, the concentration [A] is small. Collisions are infrequent, so once a molecule is activated to A^*, it is more likely to react than to be deactivated by another collision. Therefore, $k_2 \gg k_{-1}[A]$.

The denominator simplifies to K_2, and the rate becomes:

$$v \approx \frac{k_1 k_2 [A]^2}{k_2} = k_1 [A]^2$$

The reaction exhibits second-order kinetics. This pressure-dependent shift in reaction order is a hallmark prediction of the Lindemann mechanism and has been confirmed experimentally for many gas-phase unimolecular reactions. The decrease in the apparent first-order rate constant $k_{obs} = \frac{k_1 k_2 [A]}{k_{-1}[A]+k_2}$ at low pressures is known as "fall-off."

3.5 Chapter Summary

- **Collision Theory** models reactions based on hard-sphere collisions. A reaction occurs only if colliding molecules possess a minimum kinetic energy (E) along their line of centers. The steric factor (P) corrects for necessary molecular orientation.
- **Activated Complex Theory (ACT)** models the reaction pathway through a continuous potential energy surface. It assumes an equilibrium between reactants and a transient, high-energy transition state (the activated complex).
- The **Eyring Equation** $k = \frac{k_B T}{h} e^{\frac{\Delta S^\ddagger}{R}} e^{-\frac{\Delta H^\ddagger}{RT}}$ relates the rate constant to the thermodynamic properties of the transition state . $\Delta H^\ddagger$ $\Delta S^\ddagger$
- A highly $\Delta S^\ddagger$ negative indicates a highly ordered transition state.
- The empirical **Arrhenius parameters** (E_a; A) can be theoretically derived and understood using both Collision and Activated Complex theories.
- The **Lindemann-Hinshelwood Mechanism** explains how unimolecular reactions acquire activation energy through collisions, predicting a shift from first-order kinetics at high pressures to second-order kinetics at low pressures.

3.6 Self-Assessment Exercises

Problem 1: Collision Theory and Steric Factor

For a specific gas-phase bimolecular reaction at 500 K, the theoretical rate constant calculated using collision theory (assuming P=1) is $4.5 \times 10^{10} L \cdot mol^{-1} \cdot s^{-1}$.
The experimentally determined rate constant at the same temperature is $2.1 \times 10^{7} L \cdot mol^{-1} \cdot s^{-1}$
Calculate the steric factor (P) for this reaction. What does this value suggest about the reaction mechanism?

Solution 1:

The experimental rate is related to the theoretical rate by the steric factor:

$$k_{exp} = P \cdot k_{th}$$

$$P = \frac{k_{exp}}{k_{th}} = \frac{2.1 \times 10^7}{4.5 \times 10^{10}} = 4.67 \times 10^{-4}$$

The very small value of P (P<<1) indicates that the reactant molecules have very stringent orientation requirements. Only a tiny fraction of collisions with sufficient energy actually result in a reaction because the molecules must be precisely aligned.

Problem 2: Activated Complex Theory Thermodynamics

A second-order reaction has a rate constant $k = 4.5 \times 10^{-3} L \cdot mol^{-1} \cdot s^{-1}$ at 298 K. The experimental activation energy is $E_a = 65.0\ \text{kJ/mol}$.

Assume the reaction occurs in solution.

Given: $R = 8.314\ \text{J/(mol} \cdot \text{K)}$, $k_B = 1.38 \times 10^{-23}\ \text{J/K}$

$h = 6.626 \times 10^{-34}\ \text{J} \cdot \text{s}$

Calculate the enthalpy of activation $\Delta H^{\ddagger}$ and the entropy of activation $\Delta S^{\ddagger}$ at 298 K.

Solution 2:

Calculate $\Delta H^{\ddagger}$ **:**

For a reaction in solution: $E_a = \Delta H^{\ddagger} + RT$

$$\Delta H^{\ddagger} = E_a - RT = 65000\ \text{J/mol} - (8.314\ \text{J/(mol} \cdot \text{K))(}$$

$$\Delta H^{\ddagger} = 65000 - 2477.6 = 62522.4\ \text{J/mol} = 62.5\ \text{kJ/mol}$$

1. **Calculate :** $\Delta S^{\ddagger}$

   Use the Eyring equation: $k = \frac{k_B T}{h} e^{-\frac{\Delta H^{\ddagger}}{RT}} e^{\frac{\Delta S^{\ddagger}}{R}}$

   Rearranging to solve for $\Delta S^{\ddagger}$:

$$\ln k = \ln\left(\frac{k_B T}{h}\right) - \frac{\Delta H^{\ddagger}}{RT} + \frac{\Delta S^{\ddagger}}{R}$$

$$\frac{\Delta S^{\ddagger}}{R} = \ln k - \ln\left(\frac{k_B T}{h}\right) + \frac{\Delta H^{\ddagger}}{RT}$$

First, calculate the frequency factor : $\frac{k_B T}{h}$

$$\frac{k_B T}{h} = \frac{(1.38 \times 10^{-23})(298)}{6.626 \times 10^{-34}} = 6.20 \times 10^{12}\ \mathrm{s}^{-1}$$

Now substitute all values:

$$\frac{\Delta S^{\ddagger}}{8.314} = \ln(4.5 \times 10^{-3}) - \ln(6.20 \times 10^{12}) + \frac{62522.4}{(8.314)(298)}$$

$$\frac{\Delta S^{\ddagger}}{8.314} = -5.40 - 29.46 + 25.24 = -9.62$$

$$\Delta S^{\ddagger} = -9.62 \times 8.314 = -80.0\ \mathrm{J/(mol \cdot K)}$$

Problem 3: Lindemann Mechanism

For the unimolecular isomerization of cyclopropane to propylene, the apparent first-order rate constant K_{obs} is found to decrease at very low pressures.

Based on the Lindemann mechanism, derive the expression for the pressure (which is proportional to concentration [A]) at which the apparent first-order rate constant K_{obs} falls to exactly half of its high-pressure limiting value k_{∞} .

Solution 3:

1. From the Lindemann derivation, the apparent first-order rate constant is:

$$k_{obs} = \frac{k_1 k_2 [A]}{k_{-1}[A] + k_2}$$

2. The high-pressure limit $[A] \to \infty$ is:

$$k_\infty = \frac{k_1 k_2}{k_{-1}}$$

3. We need to find the concentration $[A]_{1/2}$ where $k_{obs} = \frac{k_\infty}{2}$:
4.

$$\frac{k_1 k_2 [A]_{1/2}}{k_{-1}[A]_{1/2} + k_2} = \frac{1}{2}\left(\frac{k_1 k_2}{k_{-1}}\right)$$

5. Cancel k_1k_2 from both sides:

$$\frac{[A]_{1/2}}{k_{-1}[A]_{1/2} + k_2} = \frac{1}{2k_{-1}}$$

6. Cross-multiply and solve for $[A]_{1/2}$:

$$2k_{-1}[A]_{1/2} = k_{-1}[A]_{1/2} + k_2$$

$$k_{-1}[A]_{1/2} = k_2$$

$$[A]_{1/2} = \frac{k_2}{k_{-1}}$$

This concentration (and the corresponding pressure) represents the point where the rate of collisional deactivation equals the rate of unimolecular reaction.

3.7 References and Further Reading

1. **Levine, I. N.** (2008). Physical Chemistry (6th ed.). McGraw-Hill. (Excellent resource for the statistical mechanics derivations of ACT).
2. **Laidler, K. J.** (1987). Chemical Kinetics (3rd ed.). Harper & Row. (Comprehensive coverage of Collision and Transition State theories).
3. **Steinfeld, J. I., Francisco, J. S., & Hase, W. L.** (1998). Chemical Kinetics and Dynamics (2nd ed.). Prentice Hall. (Detailed discussion of the Lindemann mechanism and energy transfer).
4. **Atkins, P., & de Paula, J.** (2014). Physical Chemistry (10th ed.). Oxford University Press.

CHAPTER 4 : INTRODUCTION TO CATALYSIS

1. Learning Objectives

By the end of this advanced chapter, students will be able to:

- **Define** homogeneous catalysis and formally distinguish it from heterogeneous catalysis based on physical, thermodynamic, and kinetic properties.
- **Analyze and derive** complex rate laws for stepwise and intermediate-complex mechanisms using the Quasi-Steady-State Approximation (QSSA), including limiting kinetic regimes.
- **Comprehend** the kinetic distinctions between specific and general acid-base catalysis, and linearize rate equations to extract specific catalytic constants.
- **Model** autocatalytic reactions and mathematically justify their characteristic sigmoidal concentration-time profiles.
- **Evaluate** the specificities of enzymatic catalysis, including homolytic/heterolytic cleavage, nucleophilic/electrophilic interactions, and polyfunctional active sites.
- **Apply** the Michaelis-Menten model and employ graphical linearizations (Lineweaver-Burk, Eadie-Hofstee) to extract kinetic parameters (V_{max},K_M)

4.1 Introduction and Fundamental Principles

The science and technology of catalysis are of great significance as they affect our daily lives. Four major sectors of the world economy, petroleum and energy production, chemicals and polymer production, the pharmaceutical and food industries, and pollution control involve catalytic processes.

1. Catalysts Uses

More than 90% of industrial processes use catalysts in one form or another. Owing to the

expanding needs of mankind, production across all sectors is increasing rapidly, and catalytic science makes a major contribution to meeting these needs.

1. production of fuels such as gasoline, diesel, heating oil, fuel oil, etc.

2. Production of plastics, synthetic rubbers, fabrics, cosmetics, etc.

3. The production of clean energy from renewable energy sources, such as H_2 for fuel cells and transportation fuels from non-edible biomass.

4. Reduction of emissions of COx, NOx, and hydrocarbons from mobile vehicles.

5. Production of the polymers, including adhesives, coatings, foams, textiles, and industrial fibers.

6. The pharmaceutical industry uses catalysts for the production of drugs that are used to save lives and improve the health of people.

7. Catalysts are also widely used in food processing.

Increasing catalyst life is another important area for maximizing catalyst efficiency.

2. Catalytic reactions

In a thermodynamically feasible chemical reaction, when the addition of a small amount of a chemical substance increases the rate of attainment of chemical equilibrium, but the substance itself does not undergo any chemical change, then the reaction is called a catalytic reaction. The substance that enhances the reaction rate is called a catalyst.

Catalysts work by providing an alternative mechanism that involves a lower-energy transition state. As a result, the activation energy of the catalytic reaction is lower than that of the uncatalyzed reaction.

A catalyst accelerates both the forward and reverse reaction rates. Equilibrium of a reversible reaction is not altered by the presence of the catalyst. For example, when oxidation of

SO_2 is carried out in the presence of three different catalysts,

namely Pt, Fe_2O_3, and V_2O_5, the equilibrium composition is the same in all three cases. Another important characteristic of a catalyst is its effect on selectivity. The presence of different catalysts can result in different product distributions from the

same starting material. For example, the decomposition of ethanol in the presence of different catalysts (BPO_4 or molybdenum hemicarbide) yields different products, as shown below.

3. The Concept of Catalysis

A catalyst accelerates a chemical reaction. It does so by forming bonds with the reacting molecules, allowing them to react to form a product that detaches from the catalyst, leaving it unaltered and available for the next reaction.

Consider the catalytic reaction between two molecules, A and B, to give a product P (Fig. 1). The cycle starts with the bonding of molecules A and B to the catalyst. A and B then react within this complex to give a product P, which is also bound to the catalyst. In the final step, P separates from the catalyst, thus leaving the reaction cycle in its original state.

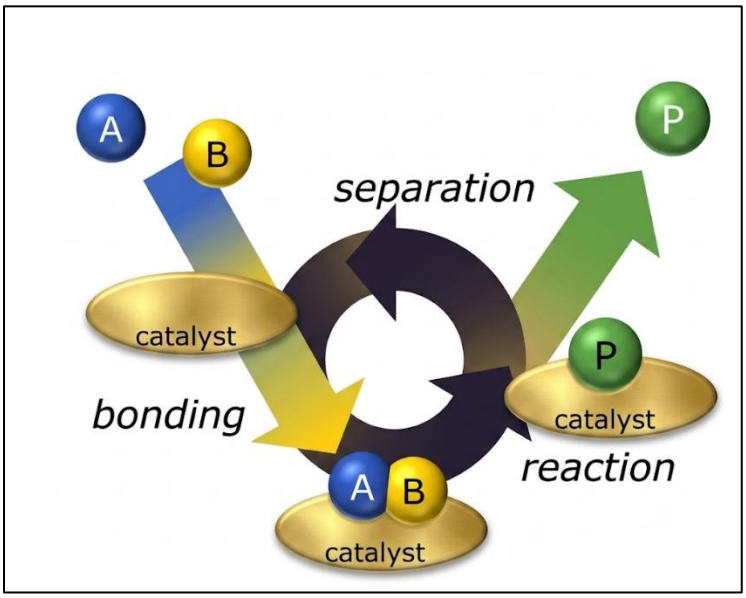

Figure 1. Catalytic reaction sequence of elementary steps.

There are also cases in which the combination of a catalyst with reactants or products will not be successful:

1. If the bonding between reactants and catalyst is too weak, there will be hardly any conversion of A and B into product P.

2. Conversely, if the bond between the catalyst and one of the reactants, say A, is too strong, the catalyst will be mostly occupied with species A, and B is not available to form the product.

3. If A and B both form strong bonds with the catalyst, the intermediate situation with A or B on the catalyst may be so stable that the reaction becomes unlikely, and the activation energy to form P on the catalyst becomes too high. The catalyst is said to be poisoned by (one) of the reactants.

4. In the same way, the product P may be too strongly bound to the catalyst for separation to occur. In this case, the product poisons the catalyst.

CHAPTER 4 : INTRODUCTION TO CATALYSIS

4.1.1 Definition and Thermodynamic Role

While a chemical reaction may be thermodynamically spontaneous ($\Delta G < 0$), it may proceed at an imperceptibly slow rate due to kinetic hindrance—specifically, a high activation energy barrier (E_a). To overcome this, chemists introduce specific substances known as **catalysts**. A catalyst is a substance that significantly increases the rate of a chemical reaction by providing an alternative, lower-energy mechanism (transition state) for the transformation. Crucially, while the catalyst participates intimately in the elementary steps, it is **regenerated** by the end of the catalytic cycle and does not appear in the overall macroscopic stoichiometric equation.

Fundamental Properties:

1. **Thermodynamic Constraint:** A catalyst cannot alter the thermodynamics of a system. It only accelerates a reaction that is already thermodynamically possible.
2. **Equilibrium Independence:** For a reversible reaction, a catalyst lowers the activation energy barrier for both the forward and reverse reactions by the exact same amount. Consequently, it **does not modify the final equilibrium state**.
3. **Energetic Profile :** The catalyzed pathway ($E_{a,cat}$) is always energetically lower than the uncatalyzed pathway ($E_{a,uncat}$).
4. **Catalytic Amounts:** Because it is continuously regenerated, a catalyst is effective in very small, sub-stoichiometric quantities.

CHAPTER 4 : INTRODUCTION TO CATALYSIS

1. Direct Definition

Catalysis is classified into homogeneous, heterogeneous, and enzymatic (biocatalysis) based on the physical state and nature of the catalyst relative to the reactants.

2. Homogeneous Catalysis

The catalyst and the reactants exist in the same physical phase (usually liquid or gas).

- **Mechanism**: The catalyst reacts with a reactant to form an intermediate, which then reacts to form the product and regenerate the catalyst.
  - ✓ **Example (Gas Phase)**: Oxidation of sulfur dioxide (SO_2) into sulfur trioxide (SO_3) using nitric oxide (NO) gas as the catalyst.
- ✓ **Example (Liquid Phase) : Acid-catalyzed hydrolysis of an ester using liquid hydrochloric acid (HCl).**
- **Pros**: High selectivity; all catalyst molecules are accessible to reactants.
- **Cons**: Difficult and expensive to separate the catalyst from the final product.

Examples of homogeneous catalysis : The reaction between persulphate ions and iodide ions

This is a solution reaction that you may well only meet in the context of catalysis. Persulphate ions (peroxodisulphate ions), $S_2O_8^{2-}$, are very powerful oxidizing agents. Iodide ions are very easily oxidized to iodine. And yet the reaction between them in aqueous solution is very slow.

If you look at the equation, it is easy to see why that is:

The reaction needs a collision between two negative ions. Repulsion is going to seriously

get in the way of that!

The catalyzed reaction avoids that problem completely. The catalyst can be either iron(II) or iron(III) ions, which are added to the same solution. This is another good example of the use of transition-metal compounds as catalysts, owing to their ability to change oxidation state.For the sake of argument, we'll take the catalyst to be iron(II) ions. As you will see shortly, it doesn't actually matter whether you use iron(II) or iron(III) ions.

The persulfate ions oxidize the iron(II) ions to iron(III) ions. In the process, the persulfate ions are reduced to sulfate ions.

The iron(III) ions are strong enough oxidizing agents to oxidize iodide ions to iodine. In the process, they are reduced back to iron(II) ions again.

Both of these individual stages in the overall reaction involve a collision between positive and negative ions. This will be much more likely to be successful than a collision between two negative ions in the uncatalyzed reaction.

What happens if you use iron(III) ions as the catalyst instead of iron(II) ions? The reactions simply happen in a different order.

- The destruction of atmospheric ozone

This is a good example of homogeneous catalysis, where everything is present as a gas. Ozone, O_3, is constantly being formed and broken up again in the high atmosphere by the action of ultraviolet light. Ordinary oxygen molecules absorb ultraviolet light and break into individual oxygen atoms. These have unpaired electrons and are known as free radicals. They are very reactive.

The oxygen radicals can then combine with ordinary oxygen molecules to make ozone.

Ozone can also be split up again into ordinary oxygen and an oxygen radical by absorbing ultraviolet light.

This formation and breaking up of ozone is going on all the time. Taken together, these reactions prevent much of the harmful ultraviolet radiation from penetrating the atmosphere and reaching the Earth's surface.

The catalytic reaction we are interested in destroys ozone, so it stops absorbing UV in this way. Chlorofluorocarbons (CFCs), such as CF_2Cl_2, were used extensively in aerosols and as refrigerants. Their slow breakdown in the atmosphere produces chlorine atoms - chlorine free radicals. These catalyse the destruction of the ozone.

This happens in two stages. In the first, the ozone is broken up and a new free radical is produced.

The chlorine radical catalyst is regenerated by a second reaction. This can happen in two ways, depending on whether the ClO radical hits an ozone molecule or an oxygen radical.

If it hits an oxygen radical (produced from one of the reactions we've looked at previously):

Or if it hits an ozone molecule:

Because the chlorine radical keeps being regenerated, each one can destroy thousands of ozone molecules.

- The oxidation of ethanedioic acid by manganate(VII) ions

In autocatalysis, the reaction is catalyzed by one of its products. One of the simplest examples of this is in the oxidation of a solution of ethanedioic acid (oxalic acid) by an acidified solution of potassium manganate (VII) (potassium permanganate).

The reaction is very slow at room temperature. It is used in a titration to determine the concentration of a potassium manganate (VII) solution and is usually carried out at about 60°C. Even so, it is quite slow to start with.

Manganese (II) ions catalyze the reaction. There obviously aren't any of those present before the reaction starts, and so it starts extremely slowly at room temperature. However, if you look at the equation, you will find manganese(II) ions amongst the products. More and more catalyst is produced as the reaction proceeds, and so the reaction speeds up.You can measure this effect by plotting the concentration of one of the reactants over time. You get a graph quite unlike the normal rate curve for a reaction.

- Most reactions give a rate curve which looks like this:

Concentrations are high at the beginning, so the reaction is fast, as shown by a rapid fall in the reactant concentration. As the reactants are consumed, the reaction slows and eventually stops when one or more of the reactants are completely consumed.

- An example of autocatalysis gives a curve like this:

You can see the slow (uncatalyzed) reaction at the beginning. As the catalyst begins to be formed in the mixture, the reaction speeds up - getting faster and faster as more and more catalyst is formed. Eventually, of course, the rate falls again as things get used up.

2. Heterogeneous Catalysis

The catalyst and the reactants exist in different physical phases (typically a solid catalyst with gas or liquid reactants).

- **Mechanism**: Occurs via adsorption of reactants onto the solid catalyst surface, reaction on the surface, and desorption of products.

- **Example**: Synthesis of ammonia via the Haber Process using solid iron (Fe) to react nitrogen (N_2) and hydrogen (H_2) gases.
- **Example**: Catalytic converters in cars use solid platinum (Pt) or rhodium (Rh) to convert toxic exhaust gases.
- **Pros**: Easy separation of the catalyst from products; highly stable at high temperatures.
- **Cons: Lower selectivity; reaction only occurs on the surface, leaving the interior atoms unused.**

Examples of heterogeneous catalysis

The hydrogenation of a carbon-carbon double bond

The simplest example of this is the reaction between ethene and hydrogen in the presence of a nickel catalyst.

In practice, this is a pointless reaction, because you are converting the extremely useful ethene into the relatively useless ethane. However, the same reaction will happen with any compound containing a carbon-carbon double bond.

One important industrial use is in the hydrogenation of vegetable oils to make margarine, which also involves reacting a carbon-carbon double bond in the vegetable oil with hydrogen in the presence of a nickel catalyst.

Ethene molecules are adsorbed on the nickel surface. The double bond between the carbon atoms breaks, and the electrons are used to bond the carbon atoms to the nickel surface.

Hydrogen molecules are also adsorbed onto the nickel surface. When this happens, the hydrogen molecules are broken into atoms. These can move around on the surface of the nickel.

If a hydrogen atom diffuses close to one of the bonded carbons, the bond between the

carbon and the nickel is replaced by one between the carbon and hydrogen.

At the end of the original ethene, it breaks free of the surface, and eventually the same thing will happen at the other end.

As before, one of the hydrogen atoms forms a bond with the carbon, and that end also breaks free. There is now space on the nickel surface for new reactant molecules to go through the whole process again.

Catalytic converters

Catalytic converters convert toxic molecules, such as carbon monoxide and various nitrogen oxides, in car exhaust into less harmful molecules, such as carbon dioxide and nitrogen. They use expensive metals such as platinum, palladium, and rhodium as heterogeneous catalysts.

The metals are deposited as thin layers onto a ceramic honeycomb. This maximizes the surface area and keeps the amount of metal used to a minimum.

Taking the reaction between carbon monoxide and nitrogen monoxide as typical:

Catalytic converters can be affected by catalyst poisoning. This happens when something that isn't part of the reaction becomes strongly adsorbed onto the catalyst surface, preventing the normal reactants from reaching the catalyst surface.

Lead is a familiar catalyst poison for catalytic converters. It coats the honeycomb of expensive metals, preventing it from working.

In the past, lead compounds were added to petrol (gasoline) to make it burn more smoothly in the engine. But you can't use a catalytic converter with leaded fuel. So catalytic converters have not only helped remove poisonous gases like carbon monoxide and nitrogen oxides, but have also forced the removal of poisonous lead compounds from petrol.

The use of vanadium(V) oxide in the Contact Process

During the Contact Process for manufacturing sulfuric acid, sulfur dioxide must be converted to sulfur trioxide. This is done by passing sulfur dioxide and oxygen over a solid vanadium(V) oxide catalyst.

This example is slightly different from the previous ones because the gases react with the catalyst surface, temporarily altering it. It is a good example of the ability of transition metals and their compounds to act as catalysts, due to their ability to change oxidation state.

Sulfur dioxide is oxidized to sulfur trioxide by vanadium(V) oxide. In the process, the vanadium(V) oxide is reduced to vanadium (IV) oxide.

The oxygen then reoxidizes the vanadium (IV) oxide.

This is a good example of how a catalyst can be changed over the course of a reaction. At the end of the reaction, though, it will be chemically the same as it was at the start.

3. Enzymatic Catalysis (Biocatalysis)

Biological catalysts (enzymes) speed up chemical reactions inside living organisms. They are complex protein molecules.

- **Mechanism**: Operates on a highly specific "Lock and Key" or "Induced Fit" model where only specific substrate molecules fit into the enzyme's active site.
- **Example**: Inversion of cane sugar into glucose and fructose using the enzyme invertase.
- **Example**: Conversion of glucose into ethanol using the enzyme zymase.
- **Pros**: Extremely high efficiency and specificity; operates under mild physiological conditions (body temperature and neutral pH).
- **Cons**: Highly sensitive to temperature and pH changes (easily denatured/deactivated)

4.2 Mechanisms of Homogeneous Catalysis

In homogeneous systems, the catalyst operates by breaking a single difficult transformation into a series of easier elementary steps.

4.2.1 Stepwise Mechanism (Open Sequence)

The catalyst (C) reacts with the first reactant (A) to form a highly reactive intermediate (C^*) and a primary product (D). This intermediate then attacks the second reactant (B), yielding the final product (E) and regenerating the free catalyst.

Overall Reaction: $A + B \xrightarrow{C} D + E$

1. **Activation:** $A + C \xrightarrow{k_1} C^* + D$
2. **Regeneration:** $C^* + B \xrightarrow{k_2} C + E$

Rigorous Kinetic Derivation:

The rate of formation of the final product E is: $v = k_2[B][C^*]$

Applying the Quasi-Steady-State Approximation (QSSA) to the transient intermediate C^*:

$$\frac{d[C^*]}{dt} = k_1[A][C] - k_2[B][C^*] \approx 0 \implies k_1[A][C] = k_2[B][C^*$$

Using the conservation of mass for the catalyst : $[C]_0 = [C] + [C^*]$

$$k_1[A]([C]_0 - [C^*]) = k_2[B][C^*] \implies [C^*] = \frac{k_1[A][C]_0}{k_1[A] + k_2[B]}$$

Substituting [C*] back into the rate law gives the exact kinetic equation:

$$v = \frac{k_1 k_2 [A][B][C]_0}{k_1[A] + k_2[B]}$$

Limiting Regimes (Kinetic Behavior):

- **Regime 1 (Step 1 is the Rate-Determining Step):** If $k_1[A] \ll k_2[B]$ the denominator simplifies to $k_2[B]$, yielding $v \approx k_1[A][C]_0$.

  The reaction is first order with respect to A and zero order with respect to B.

- **Regime 2 (Step 2 is the Rate-Determining Step):** If $k_2[B] \ll k_1[A]$, the denominator simplifies to $k_1[A]$, yielding $v \approx k_2[B][C]_0$.

  The reaction is zero-order with respect to A and first-order with respect to B.

4.2.2 Mechanism with Intermediate Complex Formation

This involves a rapid pre-equilibrium in which the catalyst reversibly binds the reactant to form a transient complex (AC), which then slowly decomposes into the product.

Overall Reaction: $A \xrightarrow{C} P$

1. **Fast Equilibrium:** $A + C \rightleftharpoons AC$ (Forward K1, Reverse K_{-1})

2. **Slow Decomposition:** $AC \xrightarrow{k_2} P + C$

Applying the QSSA to [AC] and using the catalyst mass balance yields: $[C]_0 = [C] + [AC]$

$$v = \frac{k_2[C]_0[A]}{K_M + [A]} \quad \text{where} \quad K_M = \frac{k_{-1} + k_2}{k_1}$$

4.3 Acid-Base Catalysis

In acid-base catalysis, the chemical reaction is accelerated by the addition of an acid or a base, and the acid or base itself is not consumed in the reaction. Proton transfer is the commonest reaction that enzymes perform. Proton donors and acceptors, i.e. acids and base may donate and accept protons in order to stabilize developing charges in the transition state. This typically has the effect of activating nucleophile and electrophile groups, or stabilizing leaving groups. Many acid-base catalysis reactions involve histidine because it has a pK_a close to 7, allowing it to act as both an acid and a base.

4.3.1 Characteristics of Acid-base Catalysis

The great majority of enzyme reactions–the chemical reactions on which life depends–take place in water, under "physiological" conditions, near pH 7. Yet this is where chemical reactions are normally at their slowest. Reactive compounds are readily hydrolyzed by adding strong acid or base *in vitro*. But this is not a practical proposition for an enzyme : proteins are denatured in the presence of strong acid or base. Nevertheless, the way we think about catalysis by enzymes is based on our understanding of acid–base catalysis *in vitro*.

The acid-base catalysis is illustrated by the pH–rate profiles shown in Figure2 : the three plots are representative of the behavior of most types of substrate undergoing most sorts of reaction in water. The lower curve (I) represents the reaction *in vitro* of a typical, unreactive compound : it shows only acid- and base-catalyzed reactions, and reaction is very slow at the minimum, near pH 7. For the most reactive compounds, an additional feature (curve II) is a pH-independent region,

where the uncatalyzed reaction with water becomes faster than the acid- and base-catalyzed reactions near neutrality. Finally, curve III is the pH–rate profile for a typical enzyme-catalyzed reaction: it is much faster than the others (signified by the break in the ordinate), and it is also qualitatively quite different, since now the rate reaches a maximum near pH 7. Enzymes are 'designed' to operate near pH 7, and typically show pH optima in this region, with rates falling off at higher and lower pH values.

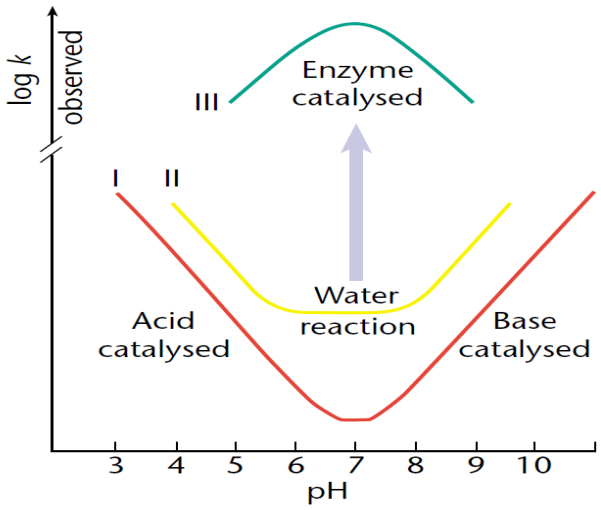

Figure 2: Kinetic profile of Specific Acid-Base Catalysis as a function of pH.

The acid- and base-catalyzed reactions at high and low pH are not directly relevant to catalysis by enzymes. They typically involve activation of the substrate by the addition or removal of a proton in a rapid pre-equilibrium, followed by the rate-determining reaction of the conjugate acid or base.

4.3.2 General Acid Catalysis and Linearization

The reaction rate is enhanced not only by H_3O^+ but also by undissociated weak acids (HA).

$$k_{obs} = k_0 + k_{H^+}[H_3O^+] + k_{HA}[HA]$$

Using the acid dissociation constant K_a, we can substitute. $[H_3O^+] \approx \sqrt{K_a \cdot [HA]}$

Assuming $K_0 \sim 0$, the linearized equation is:

$$\frac{k_{obs}}{\sqrt{[HA]}} = k_{H^+}\sqrt{K_a} + k_{HA}\sqrt{[HA]}$$

Plotting $\frac{k_{obs}}{\sqrt{[HA]}}$ vs. $\sqrt{[HA]}$ yields a straight line where the slope is K_{HA} and the

y-intercept is $k_{H^+}\sqrt{K_a}$

4.3.3. Mechanism of Acid-base Catalysis

If the substrate is reactive (electrophilic) enough, activation by protonation is not necessary and the attack of water on the neutral molecule is rate determining near pH 7 (curve II of Figure 1). Formally this generates both a positive and a negative charge, and as the reaction proceeds both will be “delocalized” into the surrounding solvent via the network of hydrogen bonds. The nucleophile in a hydrolysis reaction is of course a water molecule. As the new C–O bond forms, positive charge develops on the nucleophilic oxygen, and the attached OH protons become more and more acidic, until they can be transferred to solvating water, acting formally as a general base (gb). The negative charge developing on the carbonyl oxygen may similarly be transferred via a

hydrogen bond to another water molecule, acting this time as a general acid (ga). This mechanism is always available, though it does not always lead to reaction at an observable rate.

The direct reaction does have the entropic advantage of not involving a third molecule, and a carboxylate anion can–given the right conditions–displace better leaving groups than ethoxide. As long as the intermediate is more reactive than the starting material the result is catalysis of hydrolysis. This mechanism competes equally with general base catalysis for esters with a leaving group of pK_a of ~7, and becomes dominant for derivatives with better leaving groups.

If the leaving group is poor it can be made viable by protonation : complete protonation to form the conjugate acid if the group is sufficiently basic, but involving partial proton transfer in the case of a weakly basic group like OR or OH. This mechanism is involved, though not easily observed, in the breakdown of the tetrahedral addition intermediates involved in the acyl transfer reactions of esters and amides.

4.3.4. Brønsted Acid and Base Groups in Enzymes

The “catalytic machinery” of an enzyme consists of a small number of functional groups brought together in a well-defined three-dimensional arrangement by the tertiary structure of the protein to form the active site. The functional groups concerned are a subset of those available on the side-chains of the naturally occurring amino acids. Under physiological conditions near pH 7, only weak acids and bases, with pK_a within a unit or two of 7, can exist to a significant extent in the acidic or basic form. Thus the strongest acids available on amino acid side chains are the two carboxylic acids; but these will be present at pH 7 almost exclusively as the aspartate and glutamate anions–unless their pK_as are perturbed by their local environment. Similarly, the strongest bases are likely to be protonated unless similarly perturbed. Although such perturbations are not

uncommon, the imidazole group of histidine, because it has a pK_a near 7, is at once the strongest acid and the strongest base normally available to enzymes under physiological conditions near pH 7.

A functional group involved in catalysis of a particular step of a particular reaction plays a very specific role, and so can be expected to be active in one particular ionic form: thus reactivity will depend on pH. When two (or more) such groups are involved it is common for one to be active as a general acid, in the protonated form, and the other as a general base or nucleophile, and thus in its basic form. The pH–rate dependence of the catalyzed reaction then reflects the fraction of the system with both groups in the active ionic form. At sufficiently high and low pH, a single species is present, as the free base or fully protonated form. But the fraction of the intermediate zwitterionic form increases to a maximum at a pH halfway between the two pK_as. If this is the reactive form, the pH–rate profile will also show a maximum at this pH. This is the simplest explanation for a pH optimum for an enzyme-catalyzed reaction.

4.4 Autocatalysis

Autocatalysis is a chemical reaction where one of the reaction products also acts as a catalyst for that same reaction. Because the product helps make more of itself, the reaction starts off slow, speeds up as product accumulates, and yields a characteristic S-shaped (sigmoidal) growth curve over time.

- **Characteristics and Mechanics**

- **Self-Amplification:** The reaction rate increases over time because the concentration of the catalytic product grows.

- **Sigmoidal Kinetics:** A plot of product concentration versus time shows a slow initial phase (lag phase), a steep exponential rise, and a final leveling off as reactants run out.
- **Classic Chemical Example:** The oxidation of oxalic acid (or ethane-dioate) by potassium permanganate, where the manganese(II) ions (Mn^{2+}) produced during the reaction catalyze the ongoing process.

Applications and Significance

- **Origin of Life:** Autocatalytic sets and self-replicating molecules are vital models for how non-living chemical mixtures could sustain themselves, grow, and spark early primitive metabolism.
- **Biology:** Seen in enzyme activation, such as when an active protease clips and activates more of its own inactive precursor (e.g., trypsinogen to trypsin).
- **Industry:** Utilized in specialized manufacturing processes like electroless metal plating, photography development, and photolithography.

Autocatalysis is a unique class of homogeneous catalysis where one of the **products** acts as a catalyst for the reaction itself. (e.g., MnO_4^{2-} reduction by $H_2C_2O_4$ is catalyzed by the product Mn^{2+}).

Kinetic Modeling: $A \xrightarrow{P} P$ For , the rate law is $v = k[A][P]$.

et $[A]_0 = a$ and initial seed product $[P]_0 = p_0$. If amount reacted is x:

$$\frac{dx}{dt} = k(a - x)(p_0 + x)$$

I

integrating via partial fractions yields:

$$\frac{1}{a + p_0} \ln\left(\frac{a(p_0 + x)}{p_0(a - x)}\right) = kt$$

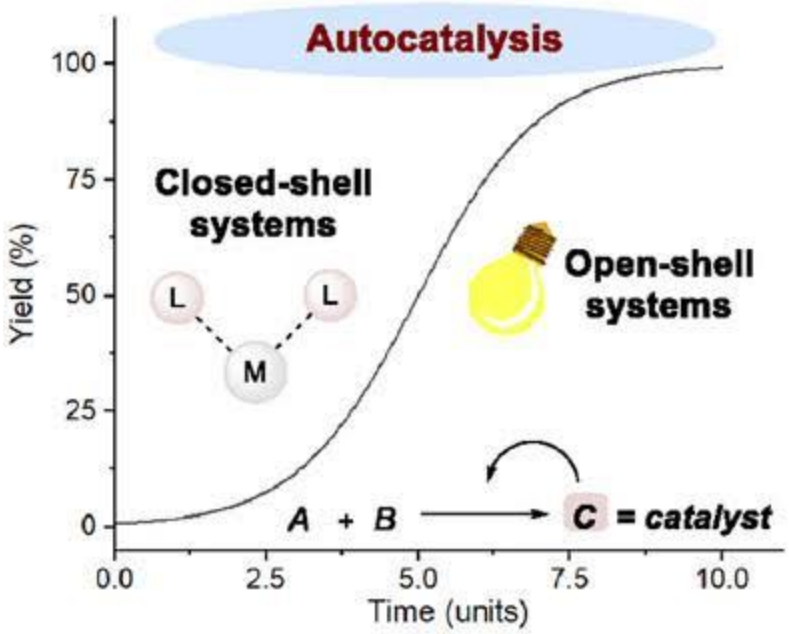

Figure .3: Characteristic Sigmoidal (S-shaped) curve of an autocatalytic reaction.

4.5 Enzymatic Catalysis

Enzyme catalysis is a procedure to increase the rate of virtually all the chemical reactions

within cells by the active site of a protein. Enzyme may be part of a multi-subunit complex. It may also transiently or permanently conjugate with a cofactor. Theoretically, the mechanism of enzyme biocatalysis is similar to other types of chemical catalysis, where the enzyme is not consumed, but is recycled such that a single enzyme executes several rounds of catalysis. Additionally, reaction rates are enhanced by enzymes without altering the chemical equilibrium between reactants and products.

From the energetic point of view, the reason why an enzyme can accelerate a reaction is because it can provide a proper environment to lower the energy barrier (activation energy) that is required to reach the highest energy transition state of the reaction. Generally, only a few molecules have sufficient energy for reaction. The reduction of activation energy (Ea) leads to an increase in the amount of reactant molecules equipped with sufficient energy level, thus achieving the activation energy and generating the product. Catalysis of biochemical reactions in the cell is critical since the uncatalyzed reactions show very low reaction rates under the mild conditions of temperature and pressure that are compatible with life. A significant way to drive protein evolution is the optimization of such catalytic activities via protein dynamics. All enzymes take into effect by forming a transition state with the reactants, holding lower free energy than that found in the uncatalyzed reaction. Quite modest reductions in potential energy barrier could even produce large increases in the rate of reaction.

Enzymes are macromolecular biological catalysts (proteins) that operate by lowering the energy barrier. They achieve this by either destabilizing the initial state or stabilizing the transition state via electrostatic interactions, covalent bonding, or bond distortion.

4.5.1 Functional Classification and Chemical Mechanisms

Based on functional principles, enzymes fall into three groups:

1. **Without Coenzymes:** Rely solely on the nucleophilic/electrophilic side chains of amino acids (e.g., Histidine, Aspartate, Serine).
2. **With Dissociable Coenzymes:** E.g., NAD acting as a second substrate.
3. **With Prosthetic Groups (Metalloenzymes):** Use transition metals (Fe, Cu, Zn) that change valence, commonly found in oxidases.

Cleavage Mechanisms:

- **Heterolytic (Polar):** Asymmetric cleavage forming ions. E.g., C-H bond cleavage yields a carbanion (C^-) + proton (H^+), or a carbocation (C^+) + hydride (H^-). The vast majority of enzymatic reactions are heterolytic.
- **Homolytic (Radical):** Symmetric cleavage sharing the electron pair, yielding highly unstable free radicals. Rare, but occurs in oxidases/peroxidases.

Catalytic Modes:

- **Nucleophilic/Electrophilic Catalysis:** Nucleophiles (electron donors like Serine -OH) attack bonds. Electrophiles (electron acceptors like metal ions) withdraw electron density.
- **General Acid/Base Catalysis:** Amino acid residues act as Bronsted acids/bases.

  Example : RNase A. Histidine-12 acts as a base to remove a proton from RNA, while Histidine-119 acts as an acid to protonate the leaving group, facilitating cleavage.

4.5.2 Specificities of Enzymatic Catalysis

Enzymes achieve unparalleled efficiency (often 10^6 times faster) due to structural

intricacies:

1. **Intramolecular Catalysis & Proximity/Orientation :** Binding converts an intermolecular reaction into an intramolecular one. The enzyme holds substrates in precise geometric alignment, overcoming the massive entropy loss associated with free molecular collisions.
2. **Polyfunctional Catalysis:** Active sites utilize multiple catalytic groups simultaneously (e.g., the catalytic triad in serine proteases).
3. **Transition State Complementarity:** Enzymes bind the transition state of the substrate far more tightly than the ground state.
4. **Microenvironment Effects:** Exclusion of water and the creation of highly specific electrostatic/hydrophobic pockets stabilize sensitive intermediates.

4.5.3 Michaelis-Menten Kinetics and Linearization

Using the intermediate complex mechanism , $E + S \rightleftharpoons ES \xrightarrow{k_2} P + E$

the steady-state rate is:

$$v_0 = \frac{V_{max}[S]}{K_M + [S]}$$

Where $V_{max} = k_2[E]_0$ (maximum saturation velocity) and K_M is the Michaelis constant.

1. Lineweaver-Burk Plot (Double-Reciprocal):

To accurately determine kinetic parameters, the hyperbolic equation is linearized:

$$\frac{1}{v_0} = \left(\frac{K_M}{V_{max}}\right)\frac{1}{[S]} + \frac{1}{V_{max}}$$

4.6 Chapter Conclusion

This chapter provided a rigorous framework for understanding **Homogeneous Catalysis**. By maintaining a single-phase environment, these systems offer unparalleled insight into molecular dynamics. We utilized the QSSA to model complex stepwise cycles, mapping out exact rate laws and their limiting regimes.

We explored specific and general acid-base catalysis, distinguishing them mechanistically and visually through their pH profiles. The inclusion of autocatalysis highlighted the fascinating non-linear dynamics of self-accelerating reactions, characterized by sigmoidal growth curves. Finally, we bridged chemical kinetics into biochemistry by detailing enzymatic catalysis. We saw how enzymes utilize proximity, orientation, and specific heterolytic cleavage mechanisms (nucleophilic, electrophilic, and general acid-base) within polyfunctional active sites to stabilize transition states, and that this is governed by Michaelis-Menten kinetics.

Mastering these controlled, single-phase kinetic models is an absolute prerequisite before advancing to the complexities of heterogeneous catalysis, where multiphase mass transfer and surface adsorption introduce entirely new reaction-engineering challenges.

4.7 Self-Assessment Exercises

Problem 1: General Acid Catalysis Linearization

The decomposition of an organic substrate is subject to general acid catalysis by acetic acid . $K_a = 1.8 \times 10^{-5}$ Assuming $k_0 \approx 0$, a plot of versus $\frac{k_{obs}}{\sqrt{[CH_3COOH]}}$ $\sqrt{[CH_3COOH]}$

yielded a straight line with:

- Slope = $1.5 \times 10^{-2}\ \text{L} \cdot \text{mol}^{-1} \cdot \text{s}^{-1}$
- Y-intercept = $8.5 \times 10^{-4}\ \text{s}^{-1}$

Calculate K_{H^+} and K_{HA}

Solution 1:

Using the linearized equation : $\frac{k_{obs}}{\sqrt{[HA]}} = k_{H^+}\sqrt{K_a} + k_{HA}\sqrt{[HA]}$

1. $k_{HA} = \text{Slope} = 1.5 \times 10^{-2}\ \text{L} \cdot \text{mol}^{-1} \cdot \text{s}^{-1}$
2. $\text{Y-intercept} = k_{H^+}\sqrt{K_a} = 8.5 \times 10^{-4}\ \text{s}^{-1}$

   $k_{H^+} = \frac{8.5\times10^{-4}}{\sqrt{1.8\times10^{-5}}} = 0.20\ \text{L} \cdot \text{mol}^{-1} \cdot \text{s}^{-1}$

Problem 2: Lineweaver-Burk Plot for Enzyme Kinetics

An enzymatic reaction's initial rate data is plotted on a Lineweaver-Burk plot $1/v_0$ vs. $1/[S]$ .The resulting linear regression equation is:

$$y = 0.035x + 0.80$$

Where v_0 is measured in $\mu\text{mol} \cdot \text{L}^{-1} \cdot \text{min}^{-1}$ and [S] is in mM

. Determine V_{max} and K_M.

Solution 2:

The Lineweaver-Burk equation is . $\frac{1}{v_0} = \left(\frac{K_M}{V_{max}}\right)\frac{1}{[S]} + \frac{1}{V_{max}}$

Comparing to : $y = mx + b$

1. $1/V_{max} = \text{y-intercept} = 0.80 \implies V_{max} = 1/0.80 = 1.25\ \mu\text{mol} \cdot \text{L}^{-1} \cdot \text{min}^{-1}$
2. . $K_M/V_{max} = \text{slope} = 0.035 \implies K_M = 0.035 \times 1.25 = 0.04375\ \text{mM} = 43.75\ \mu\text{M}$

4.8 References and Further Reading

1. **Levenspiel, O.** (1998). *Chemical Reaction Engineering* (3rd ed.). John Wiley & Sons.
2. **Fogler, H. S.** (2016). *Elements of Chemical Reaction Engineering* (5th ed.). Prentice Hall.
3. **Ziani, S.** (2021). *Cinétique chimique et catalyse homogène*. Université Akli Mohand Oulhadj.
4. **Nouairi, M. E.-A.** (2021). *Polycopié de Cinétique Chimique*. Université Mustapha Stambouli.
5. **Cornish-Bowden, A.** (2012). *Fundamentals of Enzyme Kinetics* (4th ed.). Wiley-Blackwell.
6. **Steinfeld, J. I., Francisco, J. S., & Hase, W. L.** (1998). *Chemical Kinetics and Dynamics*. Prentice Hall.

GENERAL CONCLUSION

This pedagogical manuscript has provided a structured, rigorous, and progressive exploration of **Chemical Kinetics and Homogeneous Catalysis**. Our primary objective throughout this course has been to bridge the gap between macroscopic phenomenological observations and the intricate, dynamic behavior of molecules at the microscopic level.

We began our journey by establishing the empirical foundations of **Formal Kinetics**, learning to quantify reaction rates, determine reaction orders, and mathematically describe the evolution of a chemical system over time. However, acknowledging that a macroscopic rate law is merely the outer manifestation of a deeper reality, we transitioned into the study of **Reaction Mechanisms**. Here, by mastering mathematical tools such as the Quasi-Steady-State Approximation (QSSA), we learned to dissect complex overall reactions into their fundamental elementary steps, exploring the fascinating dynamics of open stepwise sequences and closed-chain mechanisms.

To understand *why* these elementary steps occur and *what* dictates their energetic feasibility, we delved into **Kinetic Theories**. We explored the physical collisions required for gas-phase reactions using Collision Theory and applied thermodynamic principles in the Transition State Theory to understand the highly energetic activated complexes that govern reaction barriers. The Lindemann-Hinshelwood mechanism further enriched our understanding by resolving the kinetic paradox of unimolecular transformations.

Finally, all these fundamental principles culminated in our comprehensive study of **Homogeneous Catalysis**. We observed how specific substances—whether simple protons in acid-base catalysis, transient intermediates in autocatalysis, or highly complex

macromolecular enzymes in biocatalysis—can dramatically alter reaction pathways. By lowering the activation energy without altering the thermodynamic equilibrium, homogeneous catalysts prove to be the ultimate tools for kinetic control.

For students of Process Engineering and Applied Chemistry, mastering the concepts presented in this document is not an end in itself but rather an essential beginning. The mathematical models and kinetic laws derived in these chapters constitute the very core of **Chemical Reaction Engineering**.

In the industrial sector, the ability to predict how fast a reaction will proceed, how to selectively favor a desired product over an unwanted byproduct, and how to safely control highly exothermic or chain-branching (explosive) reactions is entirely dependent on accurate kinetic modeling. Without the foundational knowledge of reaction orders, activation energies, and catalytic mechanisms, the design, scaling, and optimization of industrial chemical reactors (such as Batch reactors, CSTRs, and PFRs) would be impossible.

Furthermore, in an era increasingly defined by the principles of **Green Chemistry** and sustainable development, the role of catalysis is more critical than ever. The ability to design processes that operate at milder temperatures and pressures, with maximum atom economy and minimal waste, relies heavily on the continuous advancement of catalytic science.

While this text has extensively covered homogeneous systems—where the reactants

and the catalyst exist in a single, uniform phase—industrial reality is often multiphasic. Therefore, the mastery of the kinetic concepts developed in this course serves as the mandatory prerequisite for your future studies in:

1. **Heterogeneous Catalysis:** Where you will encounter new complexities such as internal and external mass transfer, pore diffusion, and surface adsorption/desorption dynamics (e.g., Langmuir-Hinshelwood kinetics).
2. **Chemical Reactor Design:** Where you will couple these kinetic rate laws with macroscopic mass and energy balances to design the vessels that synthesize the chemicals upon which modern society relies.

Chemical kinetics is the heartbeat of chemical engineering. By understanding the intricate dance of molecules, you are now equipped with the analytical tools to control chemical transformations, paving the way for your success as future process engineers.